

Nufarm Australia Limited  
ACN 004 377 780  
103-105 Pipe Road  
Laverton North Victoria 3026  
Tel: (03) 9282 1000  
Fax: (03) 9282 1001  
nufarm.com.au

Contents: 5 – 1000 Litres

APVMA Approval No.: 69510/116314

#### STORAGE AND DISPOSAL

##### **Non-refillable containers**

Store in the closed, original container in a cool, well ventilated area out of direct sunlight. Triple rinse containers before disposal. Add rinsings to spray tank. DO NOT dispose of undiluted chemicals on site. If recycling, replace cap and return clean containers to recycler or designated collection point. If not recycling, break, crush, or puncture and deliver empty packaging to an approved waste management facility. If an approved waste management facility is not available bury the empty packaging 500mm below the surface in a disposal pit specifically marked and set up for this purpose clear of waterways, desirable vegetation and tree roots, in compliance with relevant Local, State or Territory government regulations. DO NOT burn empty containers or product.

##### **Refillable containers**

Store in the closed, original container in a cool, well ventilated area away from children, animals, food, feedstuffs, seed and fertilizers. DO NOT store for prolonged periods in direct sunlight. Empty contents fully into application equipment. Close all valves and return to point of supply for refill or storage.

#### SAFETY DIRECTIONS

Harmful if swallowed. Will irritate the eyes. Avoid contact with eyes and skin. When opening container and mixing and loading wear cotton overalls, over normal clothing, buttoned to the neck and wrist and a washable hat, elbow-length chemical-resistant gloves and face shield or goggles, and disposable fume face mask covering mouth and nose. In addition if applying by boomspray equipment wear cotton overall, over normal clothing, buttoned to the neck and wrist and elbow-length chemical-resistant gloves. If product in eyes, wash it out immediately with water. Wash hands after use. After each day's use wash gloves, face shield or goggles and contaminated clothing.

#### FIRST AID

If poisoning occurs, contact a doctor or Poisons Information Centre (Phone Australia 13 11 26). If swallowed, DO NOT induce vomiting.

#### ADDITIONAL STATEMENTS (WHS REGULATIONS 2011)

**Suspected of damaging fertility or the unborn child. Suspected of causing cancer. May be fatal if swallowed and enters airways.**

**Repeated exposure may cause skin dryness or cracking. May cause drowsiness or dizziness. Combustible liquid.** Wash hands and exposed skin thoroughly after handling. Do not eat, drink or smoke when using this product. Use personal protective equipment as required. Avoid breathing spray. Keep away from flames and hot surfaces. IF SWALLOWED: Rinse mouth. IF INHALED: Remove victim to fresh air and keep at rest in a position comfortable for breathing.

#### SAFETY DATA SHEET

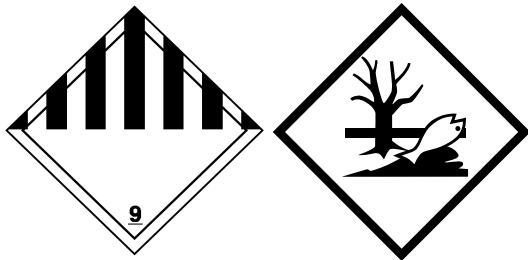
For further information refer to the Safety Data Sheet (SDS), which can be obtained from your supplier or from the Nufarm website – [www.nufarm.com.au](http://www.nufarm.com.au)

**In case of emergency: Phone 1800 033 498** Ask for shift supervisor. Toll free 24 hours.

#### CONDITIONS OF SALE

"Any provisions or rights under the Competition and Consumer Act 2010 or relevant State legislation which cannot be excluded by those statutes or by law are not intended to be excluded by these conditions of sale. Subject to the foregoing, all warranties, conditions, rights and remedies, expressed or implied under common law, statute or otherwise, in relation to the sale, supply, use or application of this product, are excluded. Nufarm Australia Limited and/or its affiliates ("Nufarm") shall not accept any liability whatsoever (including consequential loss), or howsoever arising (including negligence) for any damage, injury or death connected with the sale, supply, use or application of this product except for liability which cannot be excluded by statute."


BN / DOM / Barcode / drumMUSTER logo / Envirodrum /



<b>ENVIRONMENTALLY HAZARDOUS SUBSTANCES, LIQUID, N.O.S. (CONTAINS BROMOXYNIL)</b>
<b>UN No: 3082</b>
<b>PACKING GROUP: III</b>
<b>HAZCHEM: 2 Z</b>
<b>IN AN EMERGENCY DIAL: 000 POLICE OR FIRE BRIGADE</b>
<b>IN AN EMERGENCY, SPECIALIST ADVICE NUFARM AUSTRALIA LIMITED 1800 033 498</b>

**"NOTE: MANUFACTURED IN AUSTRALIA – DG CLASS 9 MARKING ONLY REQUIRED FOR SHIPMENT TO TASMANIA – THIS IS DONE BY NUFARM LOGISTICS"**

**POISON**  
KEEP OUT OF REACH OF CHILDREN  
READ SAFETY DIRECTIONS BEFORE OPENING OR USING




**Nufarm**  
**ELIMINAR™**  
**C**  
**HERBICIDE**

ACTIVE CONSTITUENTS: 250g/L BROMOXYNIL present as the octanoate  
25g/L PICOLINAFEN  
SOLVENT: 554g/L LIQUID HYDROCARBONS

**GROUP C F HERBICIDE**

For the control of certain broadleaf weeds in Winter cereals as specified in the Directions for Use Table.

**IMPORTANT: READ THE ATTACHED LEAFLET BEFORE USING THIS PRODUCT**



**Nufarm** Grow a better tomorrow.

APVMA Approval No.: 69510/116314

**DIRECTIONS FOR USE**

**RESTRAINTS**

- DO NOT apply if crop or weeds are stressed due to dry or excessively moist conditions.
- DO NOT apply to crops under stress due to disease or insect damage.
- DO NOT apply to frost-affected crops or if frosts are imminent.
- DO NOT apply if heavy rain is expected within 4 hours.
- DO NOT apply by aircraft.

CROP	WEEDS CONTROLLED	WEED STAGE	RATE	STATE	CRITICAL COMMENTS	
Wheat, Barley, Triticale, Cereal rye	Wild radish	Up to 2 leaf stage and not more than 60mm in diameter and where weed density is less than 50 plants/m <sup>2</sup>	350mL/ha	WA only	<p><b>CROP STAGE:</b>  <b>Cereals</b>            2 leaf to fully tillered (Z12-29)            Optimum results are achieved when sprayed at 4-8 weeks post sowing.</p> <p><b>Warning:</b> Eliminar™ C may cause transient crop yellowing of cereals. (Refer to “Crop Tolerance” section of <b>General Instructions</b>).</p> <p><b>WEED STAGE:</b>            Apply from early post emergence.</p> <p><b>APPLICATION:</b>            Apply when weeds are actively growing. Ensure thorough coverage of weeds. Where crop or weed density is high, increase water volume.            In most situations the rate specified for each weed size will give satisfactory control. However, under certain conditions such as:</p> <ul style="list-style-type: none"> <li>• high crop and weed density,</li> <li>• late season germinations,</li> <li>• abnormal weed growth (including early flowering);</li> </ul> higher rates of product (up to the maximum rate of application specified for that weed) may be required. Eliminar C will not effectively control: <ul style="list-style-type: none"> <li>• regrowth of suppressed weeds,</li> <li>• transplanted weeds,</li> <li>• regrowth from rhizomes or roots,</li> <li>• weeds growing under stress from previous herbicide applications,</li> <li>• radish plants beyond rosette stage.</li> </ul> <p><b>WILD RADISH:</b>            Effective residual activity of this product may be reduced where:</p> <ul style="list-style-type: none"> <li>• rates lower than 1L/ha are used;</li> <li>• dry conditions prevail;</li> <li>• poor coverage of the soil surface is achieved;</li> <li>• crop is grown in non-wetting sand;</li> <li>• soils have a high content of clay or organic matter.</li> </ul> <p><b>VOLUNTEER LUPINS:</b>            In some situations, the higher rate of 1L/ha may be required to effectively suppress volunteer lupins at the 4 leaf stage.  <sup>1</sup> Eliminar C will suppress seedling dock but will not suppress regrowth from transplanted roots.</p>	
	Wild mustard, Wild radish	Up to 4 leaf stage and not more than 120mm in diameter	500mL/ha	All States		
		Up to 6 leaf stage and not more than 150mm in diameter	750mL/ha			
		Up to 8 leaf stage and not more than 180mm in diameter	1L/ha			
		Canola (rapeseed) varieties, including canola hybrids with the Optimum GLY® herbicide tolerance trait, Charlock, Turnip weed, Wild turnip	Up to 2 leaf stage and not more than 60mm in diameter	500mL/ha		
			Up to 4 leaf stage and not more than 120mm in diameter	750mL/ha		
		Shepherd's purse		1L/ha		
		Capeweed	Up to 4 leaf stage and not more than 120mm in diameter	500mL/ha		
			Up to 6 leaf stage and not more than 150mm in diameter	750mL/ha		
			Up to 8 leaf stage and not more than 180mm in diameter	1L/ha		
		Com gromwell	Up to 4 leaf stage	500mL/ha		
			Up to 6 leaf stage	750mL/ha		
		Climbing buckwheat	Up to 2 leaf stage	500mL/ha		
			Up to 4 leaf stage	750mL/ha		
			Up to 6 leaf stage	1L/ha		
		Deadnettle, Paterson's curse (Salvation Jane), Rough poppy	Up to 2 leaf stage	500mL/ha		
			Up to 4 leaf stage	750mL/ha		
		Amsinckia				
		Doublegee (Spiny emex)	Up to 2 leaf stage	500mL/ha		Qld, NSW, ACT, Vic, Tas, WA only
			Up to 4 leaf stage	750mL/ha		All States
	Fat hen, Field madder, Saffron thistle, Variegated thistle	Up to 4 leaf stage	1L/ha			
	Ox-tongue, Wireweed	Up to 2 leaf stage				
	Fireweed	Up to 4 leaf stage	500mL/ha	Qld, NSW, ACT, Vic, SA, WA, NT only		
	Common cotula (Bird's eye) Pheasant's eye (Adonis)	Up to 4 leaf stage	560mL/ha	SA only		
	Fumitory	2-6 leaf stage	350mL/ha + 200mL/ha Terbutryn (500g/L)	WA only		

Wheat, Barley, Triticale, Cereal rye	Suppression of the following weeds			As above
	Dense-flower fumitory	Up to 2 leaf stage	750mL/ha	
	Up to 4 leaf stage	1L/ha		
Chickweed, Common sowthistle (Milk thistle), Dock <sup>1</sup> , Hexham scent (King Island mellilot), Prickly lettuce, Scarlet pimpernel, Skeleton weed, Sorrel, Speedwell, Three horned bedstraw, Toad rush				
Volunteer lupins		500mL-1L/ha		
Crassula (stonecrop)	Up to 5 leaf stage	500mL/ha		
Long storksbill	Up to 4 leaf stage			
Volunteer field peas	Up to 5 node stage	750mL/ha		
Ward's weed	Up to 5 leaf stage	1L/ha		
Vetch	Up to 2 leaf stage			
Mouse eared chickweed			NSW & ACT only	
Mexican poppy			Qld only	
Mintweed, Spoon cudweed	Up to 4 leaf stage	1L/ha	NSW & ACT only	
New Zealand spinach	Up to 2 leaf stage	750mL/ha	Qld only	
Cleavers	Up to 1 whorl stage	1L/ha	SA only	
Ball mustard	Up to 4 leaf stage			
Horehound	Pre-emergence			
Marshmallow	Up to 2 leaf stage			
Wild radish	Up to the 4 leaf stage and not more than 120mm in diameter	350mL/ha plus 175mL/ha Nufarm LVE Agritone (570g/L)	WA only	
	Up to the 6 leaf stage and not more than 150mm in diameter	500mL/ha plus 175mL/ha Nufarm LVE Agritone (570g/L)	All States	
	Up to the 8 leaf stage and not more than 180 mm in diameter.	500mL/ha plus 350mL/ha Nufarm LVE Agritone® (570g/L)		

**Refer also to all Critical Comments for Cereals.**  
**DO NOT** use this tank-mix if cereals are undersown with lucerne or annual medics.  
Crop Stage  
Eliminar™ C 350mL + Nufarm LVE Agritone 175mL:  
Apply from 3 leaf to fully tillered (Z13-30).  
Eliminar™ C 500mL + Nufarm LVE Agritone 175mL:  
Apply from 3 leaf to fully tillered (Z13-30).  
Eliminar™ C 500mL + Nufarm LVE Agritone 350mL:  
Apply from 5 leaf stage to fully tillered (Z15-30). Optimum results are achieved when sprayed at 4-8 weeks post sowing.  
**Warning:** Eliminar™ C may cause transient crop yellowing of cereals. (Refer to “Crop Tolerance” section of **General Instructions**). Observe instructions also on Nufarm LVE Agritone product label.

**NOT TO BE USED FOR ANY PURPOSE, OR IN ANY MANNER, CONTRARY TO THIS LABEL UNLESS AUTHORISED UNDER APPROPRIATE LEGISLATION.**

**WITHHOLDING PERIOD**

WITHHOLDING PERIOD

**HARVEST**

**CEREALS:** NOT REQUIRED WHEN USED AS DIRECTED

**GRAZING**

**CEREALS:** DO NOT GRAZE OR CUT FOR STOCK FOOD WITHIN 6 WEEKS AFTER APPLICATION.

**WEEDS LIST**

WEED (Common name)	(Scientific name)
Amsinckia	<i>Amsinckia</i> spp.
Ball mustard	<i>Neslia paniculata</i>
Canola (rapeseed)	<i>Brassica napus</i>
Capeweed	<i>Arctotheca calendula</i>
Charlock	<i>Sinapis arvensis</i>

WEED (Common name)	(Scientific name)
Chickweed	<i>Stellaria media</i>
Cleavers	<i>Galium aparine</i>
Climbing buckwheat	<i>Fallopia convolvulus</i>
Common cotula (bird's eye)	<i>Cotula australis</i>
Common peppercress	<i>Lepidium africanum</i>
Common sowthistle (milk thistle)	<i>Sonchus oleraceus</i>
Corn gromwell	<i>Buglossoides arvensis</i>
Crassula (stonecrop)	<i>Crassula</i> spp.
Deadnettle	<i>Lamium amplexicaule</i>
Dense-flower fumitory	<i>Fumaria densiflora</i>
Dock	<i>Rumex</i> spp.
Doublegee (spiny emex)	<i>Emex australis</i>
Fat hen	<i>Chenopodium album</i>
Field madder	<i>Sherardia arvensis</i>
Fireweed	<i>Senecio</i> spp.
Fumitory	<i>Fumaria</i> spp.
Hexham scent (King Island melilot)	<i>Melilotus indicus</i>
Horehound	<i>Marubium vulgare</i>
Lesser swinecress	<i>Coronopus didymus</i>
Long storksbill	<i>Erodium botrys</i>
Marshmallow	<i>Malva parviflora</i>
Mexican poppy	<i>Argemone ochroleuca</i>
Mintweed	<i>Salvia reflexa</i>
Mouse eared chickweed	<i>Cerastium glomeratum</i>
New Zealand spinach	<i>Tetragonia tetragonoides</i>
Ox-tongue	<i>Picris echinoides</i>
Paterson's curse (Salvation Jane)	<i>Echium plantagineum</i>
Pheasant's eye (adonis)	<i>Adonis dentatus</i>
Prickly lettuce	<i>Lactuca serriola</i>
Purple calandrinia (mountain sorrel)	<i>Calandrinia menziesii</i>
Rough poppy	<i>Papaver hybridum</i>
Saffron thistle	<i>Carthamus lanatus</i>
Scarlet pimpernel	<i>Anagallis arvensis</i>
Shepherd's purse	<i>Capsella bursa-pastoris</i>
Skeleton weed	<i>Chondrilla juncea</i>
Sorrel	<i>Rumex acetosella</i>
Speedwell	<i>Veronica</i> spp.
Spoon cudweed	<i>Stuartina muelleri</i>
Three horned bedstraw	<i>Galium tricornutum</i>
Toad rush	<i>Juncus bufonius</i>
Turnip weed	<i>Rapistrum rugosum</i>
Variiegated thistle	<i>Silybum marianum</i>
Vetch	<i>Vicia sativa</i>
Volunteer field peas	<i>Pisum sativum</i>
Volunteer lupins	<i>Lupinus angustifolius</i>
Ward's weed	<i>Carrichtera annua</i>
Wild mustard	<i>Sisymbrium</i> spp.
Wild radish	<i>Raphanus raphanistrum</i>
Wild turnip	<i>Brassica tournefortii</i>
Wireweed	<i>Polygonum aviculare</i>

#### GENERAL INSTRUCTIONS

- This product is a post-emergence contact herbicide, with short residual activity.
- Apply Eliminar™ C Herbicide immediately after mixing. DO NOT allow to stand in the spray tank overnight.
- Optimum results will be obtained if good soil moisture exists at and after application and weeds are not stressed.
- Some pre-emergence herbicides, such as atrazine, can cause stress to certain crops resulting in an increase in crop damage when using this product. Crops which are particularly sensitive are lucerne and subterranean clover.

#### RESISTANT WEEDS WARNING

GROUP	<b>C</b>	<b>F</b>	HERBICIDE
-------	----------	----------	-----------

Eliminar™ C Herbicide is a member of the nitrile and pyridinecarboxamide (or anilide) groups of herbicides. Eliminar™ C is an inhibitor of photosynthesis at photosystem II and carotenoid biosynthesis. For weed resistance management, Eliminar™ C is a Group C, F herbicide. Some naturally occurring weed biotypes resistant to Eliminar™ C and other Group C, F herbicides may exist through normal genetic variability in any weed population. The resistant individuals can eventually dominate the weed population if these herbicides are used repeatedly. These resistant weeds will not be controlled by Eliminar™ C or other Group C, F herbicides. Since the occurrence of resistant weeds is difficult to detect prior to use, Nufarm Australia Limited accepts no liability for any losses that may result from the failure of Eliminar™ C to control resistant weeds.

#### TEMPERATURE WARNING

DO NOT apply Eliminar™ C if frosts are imminent. Frost causes stress on crops and weeds and could result in increased crop effects and/or decreased weed control. To ensure good results Eliminar™ C should only be applied once the weeds and crop are no longer under stress from the frost conditions. Avoid application when maximum daily temperatures above 20°C occur, or are likely to occur for a few days after application, as increased crop damage may result.

#### **CROP TOLERANCE**

##### ***Cereals***

After application, some transient crop yellowing may occur. This usually appears as yellow or white banding on leaves. Provided the crop is not under stress from pre-emergent herbicide, root disease, insect damage, frost, dry or excessively moist conditions, the development of the crop and subsequent growth will be unaffected.

##### ***Subsequent Crops***

To reduce effect on subsequent susceptible crops (e.g. canola), ensure thorough cultivation of soil prior to the sowing of these crops.

#### **MIXING**

To ensure even mixing, half fill the spray tank with clean water and add the required amount of product. Agitate thoroughly while carrying out spray operations. Reseal part-used container immediately after use.

#### **APPLICATION**

##### ***Boom Sprayer***

A minimum of 50L water/ha should be used, however, for optimum results, water rates of 70-100L/ha are recommended. Increase the water volume where weed infestation is heavy or the crop cover is dense. Complete coverage of weeds is essential. Higher water volumes (up to 100L/ha) will ensure faster activity of the product on the weeds but may increase the symptoms of crop damage. Apply only as a coarse spray quality using air inducted, or other appropriate, nozzles to reduce drift.

##### ***Controlled Droplet Application (CDA)***

Insufficient information is available to recommend the application of this product by CDA.

##### ***Warning***

The rubber components present in some spraying units may be affected by exposure to the solvents in Eliminar™ C. To reduce this risk it is recommended that the spray unit be thoroughly washed with a boom cleaner and fresh water after use.

##### ***Aircraft***

Insufficient information is available to recommend the application of this product by air.

**COMPATIBILITY**

The following herbicide products are physically compatible with Eliminar™ C as two-way mixtures in the spray tank, but should only be used for the crops specified, and only when the crop is also specified on the label of the compatible product:  
(See below for list of compatible insecticides.)

Crop	Eliminar™ C	Compatible Product
Wheat, triticale, cereal rye	Up to 750mL/ha	Axial*, Achieve®
Wheat, barley, triticale, cereal rye	All rates	Broadsword®/Broadstrike*
Wheat, barley, triticale, cereal rye (not undersown)	Up to 500mL/ha	Associate®, Lusta®, LVE Agritone® 570, (up to 440 mL/ha only)
	All rates	Amicide®/Advance 700, Eclipse*, Cadence* (up to 115g only), Archer®

When mixing Eliminar™ C Herbicide with other herbicides, crop yellowing may be enhanced. When mixing with grass herbicides some reduction in the efficacy and speed of action of these products and Eliminar™ C Herbicide may occur.

In tank-mixtures with Associate® and Lusta®, rates of Eliminar™ C Herbicide higher than 500mL/ha may cause significant crop damage.

If the crop is stressed, the application of the herbicide tank-mixtures may cause yield reduction.

When mixing with Cadence\* a temporary wilting may be evident in some crops after application.

Growers should seek advice before spraying recently released cereal varieties.

This product may be mixed in the spray tank with one of the following insecticides according to the directions for the insecticide product:

Chlorpyrifos (500g/L product), Decis Options\*, dimethoate, Alpha cypermethrin 100EC, Dominex\* 100EC, Fastac\*, Astound® Duo and Talstar\*/Astral®, Use the recommended rates for Eliminar™ C Herbicide and its tank-mix partner as well as the surfactant recommendation of the tank-mix partner. Read the label of the tank-mix partner before mixing and using the tank mixture. If another herbicide is applied as a tank mix, observe the plantback restrictions on that label.

**Warning**

Crop oils can increase the degree of crop yellowing and bleaching caused by Eliminar™ C Herbicide. When mixing Eliminar™ C Herbicide with products that require the use of crop oils, avoid adding these oils or reduce their rates if crops are stressed. As formulations of other manufacturers' products are beyond the control of Nufarm Australia Limited, all mixtures should be tested prior to mixing commercial quantities.

**PROTECTION OF CROPS, NATIVE AND OTHER NON-TARGET PLANTS**

DO NOT apply under weather conditions, or from spraying equipment, that may cause spray to drift onto nearby susceptible plants/crops, cropping lands or pastures.

**PROTECTION OF WILDLIFE, FISH, CRUSTACEANS AND ENVIRONMENT**

Very toxic to aquatic life. DO NOT contaminate streams, rivers or watercourses with the chemical or used containers. DO NOT apply to portions of field within 20 m upwind of sensitive water bodies. DO NOT allow run-off within two days of application – avoid application to waterlogged soil, over-irrigation or use when heavy rains are forecast.

**RE-ENTRY PERIOD**

Do not enter treated areas until the spray has dried, unless wearing cotton overalls buttoned to the neck and wrist (or equivalent clothing) and chemical resistant gloves. Clothing must be laundered after each day's use.

**STORAGE AND DISPOSAL****Non-refillable containers**

Store in the closed, original container in a cool, well ventilated area out of direct sunlight. Triple rinse containers before disposal. Add rinsings to spray tank. DO NOT dispose of undiluted chemicals on site. If recycling, replace cap and return clean containers to recycler or designated collection point. If not recycling, break, crush, or puncture and deliver empty packaging to an approved waste management facility. If an approved waste management facility is not available bury the empty packaging 500mm below the surface in a disposal pit specifically marked and set up for this purpose clear of waterways, desirable vegetation and tree roots, in compliance with relevant Local, State or Territory government regulations. DO NOT burn empty containers or product.

**Refillable containers**

Store in the closed, original container in a cool, well ventilated area away from children, animals, food, feedstuffs, seed and fertilizers. DO NOT store for prolonged periods in direct sunlight. Empty contents fully into application equipment. Close all valves and return to point of supply for refill or storage.

**SAFETY DIRECTIONS**

Harmful if swallowed. Will irritate the eyes. Avoid contact with eyes and skin. When opening container and mixing and loading wear cotton overalls, over normal clothing, buttoned to the neck and wrist and a washable hat, elbow-length chemical-resistant gloves and face shield or goggles, and disposable fume face mask covering mouth and nose. In addition, if applying by boomspray equipment wear cotton overall, over normal clothing, buttoned to the neck and wrist and elbow-length chemical-resistant gloves. If product in eyes, wash it out immediately with water. Wash hands after use. After each day's use wash gloves, face shield or goggles and contaminated clothing.

**FIRST AID**

If poisoning occurs, contact a doctor or Poisons Information Centre (Phone Australia 13 11 26). If swallowed, DO NOT induce vomiting.



**ADDITIONAL STATEMENTS (WHS REGULATIONS 2011)**

**Suspected of damaging fertility or the unborn child. Suspected of causing cancer. May be fatal if swallowed and enters airways.**

**Repeated exposure may cause skin dryness or cracking. May cause drowsiness or dizziness. Combustible liquid.** Wash hands and exposed skin thoroughly after handling. Do not eat, drink or smoke when using this product. Use personal protective equipment as required.

Avoid breathing spray. Keep away from flames and hot surfaces. IF SWALLOWED: Rinse mouth. IF INHALED: Remove victim to fresh air and keep at rest in a position comfortable for breathing.

**SAFETY DATA SHEET**

For further information refer to the Safety Data Sheet (SDS), which can be obtained from your supplier or from the Nufarm website – [www.nufarm.com.au](http://www.nufarm.com.au)

**In case of emergency: Phone 1800 033 498** Ask for shift supervisor. Toll free 24 hours.

**CONDITIONS OF SALE**

“Any provisions or rights under the Competition and Consumer Act 2010 or relevant state legislation which cannot be excluded by those statutes or by law are not intended to be excluded by these conditions of sale. Subject to the foregoing, all warranties, conditions, rights and remedies, expressed or implied under common law, statute or otherwise, in relation to the sale, supply, use or application of this product, are excluded.

Nufarm Australia Limited and/or its affiliates (“Nufarm”) shall not accept any liability whatsoever (including consequential loss), or howsoever arising (including negligence) for any damage, injury or death connected with the sale, supply, use or application of this product except for liability which cannot be excluded by statute.”

Nufarm Australia Limited, ACN 004 377 780  
103-105 Pipe Road, Laverton North, Victoria, 3026  
Tel: (03) 9282 1000, Fax: (03) 9282 1001

™ trademark pending

© Agritone, Associate, Lusta, Astound, Amicide, Broadsword, Archer, Achieve and Astral are registered trademarks of, or used under licence by Nufarm Australia Limited.

\*Other registered trademarks

The Optimum GLY logo design® and Optimum GLY® are registered trademarks of Pioneer Hi-Bred.