

DANGEROUS POISON

KEEP OUT OF REACH OF CHILDREN
READ SAFETY DIRECTIONS BEFORE OPENING OR USING

Nufarm

Endosulfan 350EC

Insecticide

ACTIVE CONSTITUENT: 350g/L ENDOSULFAN
SOLVENT: 646g/L LIQUID HYDROCARBONS

GROUP 2A INSECTICIDE

For the control of Helicoverpa, Rough Bollworm, Potato Moth, Redlegged Earth Mites, Thrips and other pests as per the Directions for Use Table.

**RESTRICTED CHEMICAL PRODUCT – ONLY TO BE SUPPLIED
TO OR USED BY AN AUTHORISED PERSON.**

**A CONDITION OF REGISTRATION OF THIS PRODUCT IS THAT IT WILL
ONLY BE SUPPLIED TO AN AUTHORISED PERSON. TO DO OTHERWISE
IS AN OFFENCE UNDER THE AGVET CODE.**

IMPORTANT: READ THE ATTACHED LEAFLET
BEFORE USING THIS PRODUCT

Contents: 5 Litres
20 Litres
110 Litres

Nufarm Australia Limited
ACN 004 377 780
103-105 Pipe Road
Laverton North Victoria 3026
Tel: (03) 9282 1000
Fax: (03) 9282 1001



Nufarm



(110L)



(5L, 20L)

STORAGE AND DISPOSAL

Store in a locked room or place away from children, animals, food, feedstuffs, seed and fertilisers. DO NOT store for prolonged periods in direct sunlight. Store in the closed original container in a cool, well ventilated area. Triple or preferably pressure rinse containers before disposal. Add rinsings to spray tank. DO NOT dispose of undiluted chemical on-site. If recycling, replace cap and return clean containers to recycler or designated collection point. If not recycling, break, crush or puncture and bury empty containers in a local authority landfill. If no landfill is available, bury the containers below 500mm in a disposal pit specifically marked and set up for this purpose clear of waterways, desirable vegetation and tree roots. Empty containers and products should NOT be burnt.

Returnable containers: Empty contents fully into application equipment. Close all valves and return to point of supply for refill or storage.

SAFETY DIRECTIONS

Very dangerous particularly the concentrate product. Undiluted product poisonous if absorbed by skin contact, inhaled or swallowed. Will damage the eyes. Will irritate the nose, throat and skin. Avoid contact with eyes and skin. DO NOT inhale vapour. If clothing becomes contaminated with product or wet with spray remove clothing immediately. If product on skin immediately wash area with soap and water. If product in eyes, wash it out immediately with water. When opening the container and preparing spray, wear cotton overalls buttoned to the neck and wrist [or equivalent clothing], elbow-length PVC gloves, and full-facepiece (or half facepiece respirator and goggles). When using the prepared spray, wear cotton overalls buttoned to the neck and wrist [or equivalent clothing]. After use and before eating, drinking or smoking, wash hands, arms and face thoroughly with soap and water. After each day's use, wash gloves, respirator (and if rubber wash with detergent and warm water), goggles and contaminated clothing.

FIRST AID

If poisoning occurs, contact a Doctor or Poisons Information Centre. Phone Australia 13 11 26.

MATERIAL SAFETY DATA SHEET

For further information refer to the Material Safety Data Sheet (MSDS).

CONDITIONS OF SALE

"Nufarm Australia Limited" ("Nufarm") shall not be liable for any loss injury damage or death whether consequential or otherwise whatsoever or howsoever arising whether through negligence or otherwise in connection with the sale supply use or application of this product. The supply of this product is on the express condition that the purchaser does not rely on Nufarm's skill or judgment in purchasing or using the same and every person dealing with this product does so at his own risk absolutely. No representative of Nufarm has any authority to add to or alter these conditions.

In case of emergency: Phone 1800 033 498

Ask for shift supervisor. Toll free 24 hours.

Batch no.:


Date of manufacture:

BARCODE

AVPMA Approval No.: 32799/5L/0606

AVPMA Approval No.: 32799/20L/0606

AVPMA Approval No.: 32799/110L/0606

<p>ORGANOCHLORINE PESTICIDE, LIQUID, TOXIC, (CONTAINS ENDOSULFAN)</p>	
<p>UN No: 2996</p>	
<p>PACKAGING GROUP: III</p>	
<p>HAZCHEM: 2 X</p>	
<p>IN AN EMERGENCY DIAL: 000 POLICE OR FIRE BRIGADE</p>	<p>IN AN EMERGENCY SPECIALIST ADVICE NUFARM AUSTRALIA LIMITED 1800 033 498</p>

DANGEROUS POISON

KEEP OUT OF REACH OF CHILDREN

READ SAFETY DIRECTIONS BEFORE OPENING OR USING

Nufarm

Endosulfan 350EC

Insecticide

ACTIVE CONSTITUENT: 350g/L ENDOSULFAN

SOLVENT: 646g/L LIQUID HYDROCARBONS

GROUP 2A INSECTICIDE

For the control of Helicoverpa, Rough Bollworm, Potato Moth, Redlegged Earth Mites,
Thrips and other pests as per the Directions for Use Table.

**RESTRICTED CHEMICAL PRODUCT – ONLY TO BE SUPPLIED
TO OR USED BY AN AUTHORISED PERSON.**

READ THOROUGHLY BEFORE
USING THIS PRODUCT

Nufarm Australia Limited
ACN 004 377 780
103-105 Pipe Road
Laverton North Victoria 3026
Tel: (03) 9282 1000



**INDEX
PAGES**

1. Directions for Use	6
2. Field Crops	6
3. Vegetables	7
4. Tree & Vine Crops	8
5. Other	11
6. Conditions of Use on Cotton	12
7. Withholding Period	13
8. General Instructions	14
9. Insecticide Resistance Warning	14
10. Mixing	14
11. Compatibility	14
12. Record Keeping	14
13. Application Techniques	15
14. Special Instructions for Tree & Vine Crops	15
15. High Volume Large-droplet Placement Technique Specifications for EC Formulations	16
16. Aerial Equipment	16
Mandatory	16
Advisory	16
17. Ground Based Equipment	16
Mandatory	16
Advisory	17
18. Precautions	17
Re-entry Period	17
19. Protection of Livestock	17
20. Protection of Wildlife, Fish, Crustaceans and Environment	17
21. Storage and Disposal	17
22. Safety Directions	17
23. First Aid	17
24. Material Safety Data Sheet	17
25. Conditions of Sale	17
26. Definitions Applying Within This Label	17
Downwind	17
Occupier	17
Neighbour	17
Area of Cotton to be Sprayed	17
Neighbour Notification Zone	18
Downwind No-Spray Zone	18
27. Diagrams & Explanations Related to Diagrams	18
Neighbour Notification Zone	18
Down-wind No-spray Zone	18
Explanations Related to Diagrams	19
28. How to Notify the Neighbours	19
29. Obtaining Written Consent to Waive the Downwind No-Spray Zone	20

1. DIRECTIONS FOR USE:

Restraints: DO NOT use this product unless records of sprays are kept in accordance with specifications found under “record keeping requirements” in the booklet (attached to container) which forms part of this label. Records of sprays are subject to audit by authorised inspectors.

EXCEPT FOR ORCHARD CROPS, all other crops are limited to a maximum of 2 full coverage sprays of endosulfan product per crop per growth season (or equivalent of 2 sprays in active ingredient per hectare) unless irrigation tail water and up to 25 mm of rainfall can be captured on farm.

DO NOT apply if heavy rains or storms that are likely to cause surface runoff from the farm property are forecast with greater than 50% probability within two days of application. If a property has water retention systems capable of containing all irrigation tailwater and at least a further 50mm of rainfall on the property, then endosulfan may be applied even if rain is forecast within two days.

DO NOT apply when irrigating, or to waterlogged soil or while water remains in furrows unless tail water can be captured.

DO NOT irrigate for at least two days after spraying unless tail water can be captured on farm.

BEFORE applying to cotton, users MUST refer to the “CONDITIONS OF USE ON COTTON” section of this booklet.

2. FIELD CROPS

Situation & Crop	Pest Controlled	State	Rate/ha	Withholding period	Critical Comments
Pre emergent use ONLY Canola (Oilseed rape), Linseed, Safflower, Sunflower	Redlegged Earth Mite	NSW, SA, Vic, WA, Tas, Qld only	500mL or 1L	See Withholding Period Section (p. 13-14)	Spray only by ground rig using at least 50 litres of water per ha. Use the lower rate for broad area spraying of mite infested paddocks prior to seedling emergence. This rate will give 3-5 weeks residual protection. Use the higher rate as a perimeter spray within the fence lines if mites are moving into the paddock from adjacent areas.
	Blue Oat Mite	NSW, WA only			
Pre emergent use ONLY Cereals	Redlegged Earth Mite	NSW, Vic, SA, WA, Tas only			Spray only by ground rig using at least 50 litres of water per ha. Use the lower rate for broad area spraying of mite infested paddocks prior to seedling emergence. This rate will give 3-5 weeks residual protection. Use the higher rate as a perimeter spray within the fence lines if mites are moving into the paddock from adjacent areas.
Pre emergent use ONLY Chickpeas, Cowpeas, Pigeon Peas, Adzuki Beans, Faba Beans, Peas- field, Navy beans, Mung beans, Lupins, Soybeans	Redlegged Earthmite	NSW, SA, Vic, WA, Tas, Qld only	500mL or 1L		Spray only by ground rig using at least 50 litres of water per ha. Use the lower rate for broad area spraying of mite infested paddocks prior to seedling emergence. This rate will give 3-5 weeks residual protection. Use the higher rate as a perimeter spray within the fence lines if mites are moving into the paddock from adjacent areas.
	Blue Oat Mite	NSW, WA only			
Cotton	Rough Bollworm, Aphids, Thrips, Cotton Looper, Jassids, Cotton Tipworm, Cutworms, Green Vegetable Bug, <i>Helicoverpa</i> (Native Budworm, Cotton Bollworm)	Qld, NSW, WA only	2.1L		Apply at or just prior to egg hatching of caterpillars or at first sign of infestation depending on insect checks. Repeat sprays at intervals of 5-10 days, depending on infestation level, rate of growth of cotton and insect checks. Larvae larger than 7-10mm are not readily controlled. Refer to the Conditions of Use on Cotton prior to use on cotton.
	Web-spinner caterpillar	NSW, WA, NT only			

3. VEGETABLES

Situation & Crop	Pest Controlled	State	Rate/ha	Withholding period	Critical Comments
Cabbages (head), Cauliflower, Broccoli	Caterpillars, Cabbage White Butterfly, Looper and Riddler Caterpillars, Aphid (except Grey Cabbage Aphid), Rutherglen Bug, Green Vegetable Bug, Thrips, <i>Helicoverpa</i> spp. (Heliothis), Jassids, Cutworm	All States	2.1L or 190mL/100L water or 30mL/15L Knapsack	See Withholding Period Section (p. 13-14)	Apply as a thorough spray every 10-14 days or according to pest incidence. Add wetting agent.
	Beetroot	All States	190mL/100L		Apply as thorough spray as required and repeat at 10 to 14 day intervals.
	Leafminer	Tas, SA, WA only	2.1L/ha		
	Heliothis (<i>Helicoverpa</i> spp.), Loopers	Qld, WA only	200mL/100L or 2.1L/ha		Apply as required.
Capsicums, Okra, Cape Gooseberry	Tomato Grub, Thrips, Aphids, Rutherglen Bug, Jassids, Cutworm, Tomato Russet Mite, White Flies, Looper	All States	2.1L or 190mL/100L		Apply every 10-14 days or according to pest incidence. Apply when caterpillars are small (7-10mm or less)
	Green Vegetable Bug	Qld, NSW, SA, WA, Tas only			
Carrots	Aphids, Leafhoppers	SA, WA only	190mL/100L		Spray thoroughly and repeat as required.
Celery	Caterpillars, Aphids, Leafhoppers, Thrips	WA, SA, Tas only	190mL/100L		Apply thoroughly every 10-14 days while infestation lasts.
Cucurbits (including chokos, cucumbers, marrows, melons, pumpkins, squash)	Leafhoppers	NSW, Qld, Tas, WA, SA only			Spray thoroughly every 10-14 days or as required.
	Green Vegetable Bug, Aphids, Thrip, Jassids	All States			
	Cucumber moth, heliothis (<i>Helicoverpa</i> spp.)	Qld, WA, only	200mL/100L		Apply as a thorough spray every 10 to 14 days, or as required. DO NOT use in confined spaces eg. glass houses, green houses, igloos or tunnels.
	Cucurbit Shield Bug, Fruitspotting Bugs, Rutherglen Bug	Qld, WA, only	2.1L/ha		Apply as required. DO NOT use in confined spaces eg. glass houses, green houses, igloos or tunnels.
Egg Plant	Tomato Grub, Thrips, Aphids, Rutherglen Bug, Jassids, Cutworm, Tomato Russet Mite, White Flies, Looper	All States	190mL/100L or 2.1L/ha		Apply every 10-14 days or according to pest incidence. Apply when caterpillars are small (7-10mm or less)
	Green Vegetable Bug	Qld, NSW, SA, WA, Tas only			DO NOT use in confined spaces eg. glasshouses, green houses, igloos or tunnels.
	Egg Fruit Caterpillar, Yellow Peach Moth	Qld, WA only	190mL/100L		
	Potato Moth	SA, WA only			
Potatoes	Thrips, Aphids, Jassids, Potato Moth (Leaf Miner), Rutherglen Bug, Green Vegetable Bug	All States	2.1L/ha		Apply every 10-14 days or according to pest incidence.

3. VEGETABLES (Cont')

Situation & Crop	Pest Controlled	State	Rate/ha	Withholding period	Critical Comments
Sweet Potato	Leaf Miner	Qld, WA only	2.1L/ha	See Withholding Period Section (p. 13-14)	Apply every 10-14 days or according to pest incidence commencing at first sign of pest.
Taro	Caterpillars (including cluster caterpillars)	Qld, WA only	200mL/100L		Spray thoroughly and repeat as required.
Tomatoes	Thrips, Aphids, Green Vegetable Bug, Rutherglen Bug, Jassids, Cutworms, White Flies, Tomato Russet Mite, Tomato Grub, Looper	All States	190mL/100L water or 2.1L/ha		Apply every 10-14 days or according to pest incidence. Apply when caterpillars are small (7 to 10mm or less).

4. TREE & VINE CROPS

Rate					Critical Comments
This table shows rates for dilute spraying. For concentrate spraying, refer to the Mixing/Application section. (page 15-16)					For all uses in this table: Apply by dilute or concentrate spraying equipment. Apply the same total amount of product to the target crop whether applying this product by dilute or concentrate spraying methods. For concentrate spraying, DO NOT use at rates greater than 5 times the dilute spraying rate.
Crop	Pest Controlled	State	Rate/ha	Withholding period	Critical Comments
Avocados	Fruit Spotting Bugs, Banana-Spotting Bug, Yellow Peach Moth	All States	150mL/100L water	See Withholding Period Section (p. 13-14)	Apply 1 or 2 sprays at 10-14 day intervals when infestation is present.
	Brown Loopers, Grey Loopers, Redbanded Thrips, Redshouldered Leaf Beetle (Monolepta Beetle), Swarming Leaf Beetle	Qld, WA only	200mL/100L water		Apply as required.
	Redshouldered Leaf Beetle (Monolepta Beetle)	NSW only	150mL/100L		Ensure thorough coverage of flowers and foliage. Repeat when necessary.
Cashews	Fruit Spotting Bugs	Qld, WA only	200 mL/100 L		Apply as required during December/January to prevent premature fruit drop.
Custard Apple	Fruit Spotting Bugs, Banana Spotting Bug, Yellow Peach Moth	All States	150mL/100L water		Apply 1 or 2 sprays at 2 to 3 week intervals when infestation present.
	Blue Triangle Butterflies, Loopers	NSW, WA only			Apply cover sprays to foliage and fruit if loopers and caterpillars are found in large numbers in the Spring and Autumn.
	Blue Triangle Butterfly	Qld only	200mL/100L		Spray once in late Summer/Autumn. Spray young trees only if serious defoliation occurs.
Citrus including Mandarins, Lemons, Orange and/or Grapefruit	Spined Citrus Bug	NSW, WA, SA, Vic, Qld only	10-30mL/100L water		<ol style="list-style-type: none"> 1. Spray over-wintering clusters of the pest which are usually found on oranges, mandarins and grapefruit adjacent to lemons. 2. Spray in spring if more than 20 adult pests can be found in a 30 minute search and less than 50% of egg batches are parasitised. 3. Spray in Dec/Jan if more than 2 adults or 30 nymphs are found in a 30 minute search, and less than 50% of egg batches are parasitised. 4. Spray mandarins in Feb/Mar as soon as pests are detected. Continue monitoring for pest presence. Follow up sprays may be required.

4. TREE & VINE CROPS CONTINUED

Crop	Pest Controlled	State	Rate/ha	Withholding period	Critical Comments
Guavas and/or Persimmons	Fruit Spotting Bugs, Caterpillars and Loopers	NSW, WA only	150mL/100L water	See Withholding Period Section (p. 13-14)	Apply cover sprays once damage is detected in the spring and autumn. A follow up spray may be necessary 3 weeks following the initial spray.
	Fruit Spotting Bugs	Qld only	200mL/100L		Apply at monthly intervals from time of fruit set, or more frequently in orchards under constant pest pressure.
Kiwi Fruit	Caterpillars and/or Rutherglen Bug, Fruit Spotting Bug	NSW, WA only	150mL/100L water		Apply as high volume spray when pests appear. Apply every 7-14 days when pests are present.
	Fruit Spotting Bugs	Qld only	200mL/100L		Apply every 2 to 4 weeks during fruiting period depending on orchard location and level of infestation.
	Passionvine hopper	Qld, WA only			Apply as required.
Longans	Rutherglen Bugs, Thrips	Qld, WA only	200mL/100L		Apply as required. Repeat applications may be necessary.
	Fruit Spotting Bugs				Apply every 2 to 4 weeks during fruiting period depending on orchard location and level of infestation.
Loquats	Fruit Spotting Bugs	Qld, WA only	200mL/100L		Apply every 2 to 4 weeks during fruiting period depending on orchard location and level of infestation.
Lychees (Litchis)	Flower Eating Caterpillar	NSW, WA only	150 mL/ 100 L		Apply spray when trees are flowering. A repeat spray may be necessary.
	Lychee Stink Bug, Fruit Spotting Bugs				Apply spray when bug activity is seen on trees. A repeat spray may be necessary one week later.
	Fruit Spotting Bugs	Qld only	200mL/100L	Apply from October to harvest whenever bug damaged fruit is found.	
Macadamia Nuts	Fruit Spotting Bug	NSW, Qld, WA only	150mL/100L water	Two sprays at three weekly intervals when premature nut fall is evident.	
	Banana Spotting Bug			2-3 sprays at 2 weekly intervals after flowering.	
	Flower Caterpillar			2-3 sprays in flowering period.	
	Twig Girdler, Hairyline Butterfly, Macadamia Lace Bug, Monolepta Beetle, Green Vegetable Bug	NSW, Qld, WA only	1.5L or 150mL/100L water	Apply as required.	
	Black Citrus Aphid	Qld, WA only	200mL/100L water		
	Green Vegetable Bug	NSW, Qld, WA only	150mL/100L water	Apply the spray when heavy infestations of the pest occur. Ensure thorough coverage.	
Mammy (Mammy apples)	Redbanded Thrips	Qld only	200mL/100L	Apply as required. Repeat applications may be necessary.	

4. TREE & VINE CROPS CONTINUED

Crop	Pest Controlled	State	Rate/ha	With-holding period	Critical Comments
Mangoes	Flatid Planthoppers (incl. Mango Planthopper), Flower-eating caterpillars, Fruit Spotting Bug, Large Mango Tipborer, Small Mango Tipborer	NSW only	150mL/100L water	See Withholding Period Section (p. 13-14)	Apply as required to flowers, foliage and fruit during the flowering to early fruiting stage.
		Qld, WA only	200mL/100L water		
	Red-shouldered Leaf Beetle (Monolepta Beetle)	NSW, WA only			Apply as a high volume full cover spray when bugs or fresh damage detected.
	Banana Spotting Bug, Redbanded Thrips	Qld, WA only			
Passion Fruit	Passion Vine Bug, Rutherglen Bug	All States	150mL/100L water		Apply as required.
	Green Vegetable Bug	Qld, NSW, SA, WA, Tas only	200mL/100L		
	Fruit Spotting Bugs	Qld, WA only			Apply when 2% or more fruit show fresh injury.
Pawpaw	Fruit Spotting Bugs, Banana Spotting Bug, Yellow Peach Moth	All States	150 mL/ 100 L		Apply one or two sprays at 2 to 3 week intervals when infestation is present.
Pecan Nuts	<i>Helicoverpa</i> spp. (Heliothis), Green Vegetable Bug	Qld, NSW, WA only	2.8L		Apply as required from Oct-Apr. using 30-40L water/ha by aircraft and approximately 1,400L water/ha by ground.
	Christmas Beetles, Monolepta Beetles, Fruit Spotting Bugs, Yellow Peach Moth	NSW, WA only	150mL/100L water		Apply cover sprays once damage by these pests detected in the spring and summer period. It may be necessary to apply follow-up spray one week after the first.
Pistachios	Aphids, Caterpillars	Qld, WA only	200mL/100L		Apply as required.
Pome Fruit	Woolly Aphids (apples only) , Green & Black Peach Aphids, Rutherglen Bug, <i>Helicoverpa</i> spp. (Heliothis), Thrips, Looper	All States	190mL/100L water		Apply as a full cover spray as required.
	Cherry Aphid	NSW, Vic, SA, WA, Tas only			
	Apple Dimpling Bug	NSW, Qld, SA, WA, Vic only	190mL/100L water		Apply thoroughly at early/late pink. Where applicable, a second application 5-7 days later may be necessary if re-infestation occurs.
	Redshouldered Leaf Beetle	NSW, WA only	150mL/100L water		Spray when heavy infestations occur on flowers. Repeat when necessary.
Pomegranates	Yellow Peach Moth	Qld, WA only	200mL/100L		Apply once when damage is evident on small fruit and again 21 days later if necessary.
Rambutans	Fruit Spotting Bugs	Qld, WA only	200mL/100L		Apply from October to harvest whenever bug damaged fruit is found.
Sapodillas	Yellow Peach Moth	Qld, WA only	200mL/100L		Apply and repeat as required.
Tamarillos	Fruit Spotting Bugs	Qld, WA only	200mL/100L		After fruit set spray every 14 days.
	Aphids			Apply when aphid numbers on leaves and terminals begin to cause honeydew contamination of fruit, and natural enemies are not able to control the infestation.	
	Caterpillars			Apply if significant defoliation occurs.	

5. OTHER

Situation & Crop	Pest Controlled	State	Rate/ha	With-holding period	Critical Comments
Native Trees, Shrubs (direct seeding)	Redlegged Earth Mite, Blue Oat Mite	NSW, WA only	500mL to 1L	See Withholding Period Section (p. 13-14)	Apply as soon as mite activity is evident on seedlings. Use the lower rate for bare earth treatment. Use at least 50 litres of water per hectare to give good coverage. Use the higher rate for longer residual control or as a barrier spray where mite activity is high on surrounding vegetation. Where mite infestations are severe a perimeter spray of up to 3 metres should be applied around seedlings. Direct seeded areas should be either fenced and/or stock removed to ensure survival of seedlings.
Nursery Crops	Caterpillars, Thrips, Aphids, Cutworms, Looper, Leaf Hopper, Jassids	All States	190mL/100L water		Apply as a high volume spray as necessary.
Ornamentals	Caterpillars, Thrips, Aphids, Cutworms, Looper, Leaf Hopper, Jassids	All States			
	<i>Helicoverpa</i> spp. (Heliiothis)	Qld, WA only	200mL/100L water		Apply as populations indicate.
Wildflowers and Proteas	Caterpillars, Leaf Hoppers and Rutherglen Bugs	WA only	200mL/100L water		Apply thoroughly to ensure complete coverage.
Tobacco	Looper, Caterpillars, Thrips, Leaf Miner, Green Vegetable Bug, Aphids, Jassids, <i>Helicoverpa</i> (Native Budworm, Tobacco Budworm)	NSW, Vic, WA, SA only	125-250mL/ 100L water		Apply as thorough spray every 7-8 days combined with Blue Mould Spray or as required. Use higher rate under severe conditions.
	Looper, Caterpillars, Thrips, Leaf Miner, Aphids, Jassids, <i>Helicoverpa</i> (Native Budworm, Tobacco Budworm)	Qld only	200-250mL/ 100L water	Apply every 10-14 days or as required according to pest incidence. Pay particular attention to the bud.	

NOT TO BE USED FOR ANY PURPOSE, OR IN ANY MANNER, CONTRARY TO THIS LABEL UNLESS AUTHORISED UNDER APPROPRIATE LEGISLATION.

THIS PRODUCT IS TOO HAZARDOUS FOR USE IN THE HOME GARDEN.

IN TASMANIA, THIS PRODUCT MUST NOT BE APPLIED BY AIRCRAFT WITHOUT THE SPECIFIC APPROVAL OF THE REGISTRAR OF CHEMICAL PRODUCTS.

6. CONDITIONS OF USE ON COTTON

USE ON COTTON IS LIMITED TO A TOTAL OF 2205 GRAMS OF ACTIVE INGREDIENT PER HECTARE PER GROWTH SEASON (EQUIVALENT TO 3 FULL COVERAGE APPLICATIONS OF 735 GRAMS ACTIVE INGREDIENT PER HECTARE) WHERE IRRIGATION TAILWATER AND UP TO 25MM OF RAINFALL CAN BE CAPTURED ON FARM. THE TOTAL LIMIT IS REDUCED TO 1470 GRAMS OF ACTIVE INGREDIENT (EQUIVALENT TO 2 SPRAYS) PER HECTARE PER GROWTH SEASON WHERE IRRIGATION TAILWATER AND UP TO 25MM OF RAINFALL CANNOT BE CAPTURED ON FARM.

WHEN USED ON COTTON, THIS PRODUCT MUST BE USED IN ACCORDANCE WITH THE CURRENT AUSTRALIAN COTTON INDUSTRY BEST MANAGEMENT PRACTICES MANUAL AND ITS ASSOCIATED SPRAY AND DRIFT MANAGEMENT PLAN EXCEPT WHEN ADVICE OR REQUIREMENTS FROM COTTON'S BEST MANAGEMENT PRACTICES CONFLICT WITH CONDITIONS OF USE FOUND ON THE LABEL OR IN THE BOOKLET (ATTACHED TO CONTAINER) WHICH FORMS PART OF THIS LABEL. IN SUCH CASES, LABEL DIRECTIONS MUST BE FOLLOWED.

DO NOT USE ON COTTON UNLESS OCCUPIERS OF NEIGHBOURING PROPERTIES AND OCCUPIERS OF NEIGHBOURING RESIDENCES ARE GIVEN PRIOR NOTICE OF PLANNED TIME, LOCATION, FORMULATION AND METHOD OF APPLICATION. "NEIGHBOURING PROPERTIES AND RESIDENCES" ARE THOSE WITH BOUNDARIES WITHIN 750 METRES FOR AERIAL EC OR 200 METRES FOR GROUND EC APPLICATION OF THE AREA OF COTTON TO BE SPRAYED (REFER TO DIAGRAMS IN THIS BOOKLET WHICH FORMS PART OF THE LABEL). NOTIFICATION MAY BE DONE BY A METHOD AGREED IN WRITING WITH THE NEIGHBOURING OWNER OR OCCUPIER. WITHOUT SUCH A WRITTEN AGREEMENT, NOTIFICATION MUST BE MADE BETWEEN 48 AND 12 HOURS BEFORE SPRAYING IS INTENDED AND MUST FOLLOW OTHER REQUIREMENTS AS SPECIFIED UNDER "HOW TO NOTIFY THE NEIGHBOURS" FOUND IN THE BOOKLET (ATTACHED TO CONTAINER) WHICH FORMS PART OF THE LABEL.

DO NOT USE ON COTTON AERIALLY OR BY GROUND EXCEPT WITH A HIGH-VOLUME LARGE-DROPLET-PLACEMENT TECHNIQUE AS SPECIFIED IN THIS BOOKLET (ATTACHED TO CONTAINER) WHICH FORMS PART OF THE LABEL.

DO NOT USE ON COTTON BY AERIAL SPRAYING WHERE THERE IS LOCATED WITHIN 750 METRES DOWNWIND FROM THE AREA OF COTTON TO BE SPRAYED ANY PROPERTY BOUNDARY OR ANY RESIDENCE WITHOUT PRIOR WRITTEN CONSENT FROM THE OCCUPIERS OF THAT NEIGHBOURING PROPERTY OR RESIDENCE. THE TIME PERIOD OF CONSENT MUST BE INCLUDED IN THE WRITTEN CONSENT AND MAY BE GRANTED FOR A PART OF BUT NOT LONGER THAN THE WHOLE OF THE CURRENT COTTON SEASON (SEE "OBTAINING WRITTEN CONSENT TO WAIVE THE DOWNWIND NO-SPRAY ZONE" FOUND IN THIS BOOKLET WHICH FORMS PART OF THE LABEL).

DO NOT USE ON COTTON BY GROUND SPRAYING WHERE THERE IS LOCATED WITHIN 200 METRES DOWNWIND FROM THE AREA OF COTTON TO BE SPRAYED ANY PROPERTY BOUNDARY OR ANY RESIDENCE WITHOUT PRIOR WRITTEN CONSENT FROM THE OCCUPIERS OF THAT NEIGHBOURING PROPERTY OR RESIDENCE. THE TIME PERIOD OF CONSENT MUST BE INCLUDED IN THE WRITTEN CONSENT AND MAY BE GRANTED FOR A PART OF BUT NOT LONGER THAN THE WHOLE OF THE CURRENT COTTON SEASON (SEE "OBTAINING WRITTEN CONSENT TO WAIVE THE DOWNWIND NO-SPRAY ZONE" FOUND IN THIS BOOKLET WHICH FORMS PART OF THE LABEL).

DO NOT USE ON COTTON BY AERIAL SPRAYING OUTSIDE THE PERIOD OF 15 NOVEMBER TO 15 JANUARY INCLUSIVE (EXCEPTING ONLY THE SHIRE COUNCIL AREAS OF BOURKE AND WALGETT IN NSW AND BALONNE, BANANA, BAUHINIA, BELYANDO, BROADSOUND, DALRYMPLE, DUARINGA, EMERALD, PEAK DOWNS, RICHMOND AND WAROO IN QLD WHERE THE PERIOD IS 1 NOVEMBER TO 31 DECEMBER INCLUSIVE).

DO NOT USE ON COTTON BY GROUND APPLICATION OUTSIDE THE PERIOD OF 1 OCTOBER TO 15 JANUARY INCLUSIVE.

Permissible Dates of Application on Cotton

Application of endosulfan on cotton can only take place during the time windows specified below.

The allowed time windows for endosulfan are determined by the method used and by the geographic area where application takes place. These application windows must be observed.

October		November		December		January	
1st-15th	16th-31st	1st-14th	15th-30th	1st-14th	15th-31st	1st-15th	16th-31st
Endosulfan EC - Ground application							
Endosulfan EC - Aerial application¹							
Endosulfan EC - Aerial application²							

1. All cotton growing areas except for the areas listed in (2) below.
2. Shire council areas Bourke and Walgett in NSW, and Balonne, Banana, Bauhinia, Belyando, Broadsound, Darlymple, Daringa, Emerald, Peak Downs, Richmond and Waroo In QLD.

DO NOT USE BY AERIAL SPRAYING ON COTTON LESS THAN 20 CENTIMETRES IN HEIGHT.

7. WITHHOLDING PERIOD

Native trees, nursery crops, ornamentals, shrubs, tobacco - **WITHHOLDING PERIOD NOT REQUIRED WHEN USED AS DIRECTED.**

Citrus fruit: **DO NOT HARVEST FOR 3 DAYS AFTER APPLICATION**

Loquats, Pome fruit: **DO NOT HARVEST FOR 28 DAYS AFTER APPLICATION**

Avocado, Kiwifruit, Mammey, Passionfruit, Pomegranate, Sapodilla: **DO NOT HARVEST FOR 14 DAYS AFTER APPLICATION**

Custard Apple, Guava, Lychees, Longans, Mango, Pawpaw, Persimmon, Rambutan, Tamarillo: **DO NOT HARVEST FOR 7 DAYS AFTER APPLICATION**

Broccoli, Cabbage, Cauliflower: **DO NOT HARVEST FOR 7 DAYS AFTER APPLICATION**

Cucurbits: **DO NOT HARVEST FOR 3 DAYS AFTER APPLICATION**

Capsicum, Tomatoes: **DO NOT HARVEST FOR 3 DAYS AFTER APPLICATION**

Cape gooseberry, Eggplant, Okra: **DO NOT HARVEST FOR 7 DAYS AFTER APPLICATION**

Beetroot, Carrot, Potato, Sweet Potato, Taro: **DO NOT HARVEST FOR 14 DAYS AFTER APPLICATION.**

Celery: **DO NOT HARVEST FOR 7 DAYS AFTER APPLICATION**

Cashews, Pecans, Pistachios: **DO NOT HARVEST FOR 14 DAYS AFTER APPLICATION**

Macadamias: **DO NOT HARVEST FOR 2 DAYS AFTER APPLICATION**

Pulse crops (Adzuki beans, Chickpeas, Cowpeas, Faba beans, Field peas, Lupins, Mung beans, Navy beans, Pigeon peas): **HARVEST: NIL; GRAZING: DO NOT GRAZE OR CUT FOR STOCKFOOD FOR 7 WEEKS AFTER APPLICATION**

Cereals (Barley, Oats, Rye, Triticale, Wheat): **HARVEST: NIL; GRAZING: DO NOT GRAZE OR CUT FOR STOCKFOOD FOR 10 WEEKS AFTER APPLICATION**

Oilseeds: Canola (Rapeseed), Linseed, Soya beans, Safflower, Sunflowers): **HARVEST: NIL; GRAZING: DO NOT GRAZE OR CUT FOR STOCKFOOD FOR 8 WEEKS AFTER APPLICATION**

Cotton: **DO NOT HARVEST FOR 8 WEEKS AFTER APPLICATION**

This product must not be used on cotton where cotton trash, fodder or stubble (excluding seed and hulls) will or may be fed to livestock.

DO NOT Feed Cotton Fodder, Stubble or Trash to Livestock
DO NOT Feed Vegetable Wastes or Wrapper Leaves of Treated Vegetable Crops to Livestock
DO NOT Feed Treated Melons or Melons Crops to Livestock
DO NOT Feed Treated Tomato Crops to Livestock

Export Trade Advice - Livestock

Consumption by livestock of any materials previously treated with this product, may produce residues in the animal that might not be acceptable in some export markets. The label withholding periods for grazing only apply to stock slaughtered for the domestic market. Some export markets apply different standards. To meet these standards, ensure that the Export Slaughter Interval (ESI) is observed before stock are sold or slaughtered.

Export Slaughter Interval (ESI) – 21 days

Livestock that have been grazing on or fed treated crops (except for label exclusions-cotton, melons, tomato, vegetable wastes/wrapper leaves) should be placed on clean feed for 21 days prior to export slaughter.

DO NOT GRAZE ORCHARDS AFTER APPLICATION

8. GENERAL INSTRUCTIONS

9. INSECTICIDE RESISTANCE WARNING

GROUP 2A INSECTICIDE

For insecticide resistance management Nufarm Endosulfan 350EC Insecticide (Endosulfan 350EC) is a Group 2A insecticide.

Some naturally occurring insect biotypes resistant to Endosulfan 350EC and other Group 2A insecticides may exist through normal genetic variability in any insect population. The resistant individuals can eventually dominate the insect population if Endosulfan 350EC or other Group 2A insecticides are used repeatedly. The effectiveness of Endosulfan 350EC on resistant individuals could be significantly reduced. Since the occurrence of resistant individuals is difficult to detect prior to use, Nufarm Australia Limited accepts no liability for any losses that may result from the failure of Endosulfan 350EC to control resistant insects.

Endosulfan 350EC may be subject to specific resistance management strategies. For further information, contact your local supplier, Nufarm Australia Limited representative or local agricultural department agronomist.

10. MIXING

Add the required quantity of Endosulfan 350EC directly to water in spray tank, with agitators in motion.

11. COMPATIBILITY:

This product may be mixed with azinphos methyl, copper oxychloride, thiram, zineb, ziram and dodine. Mixtures with more than one of these products may be ineffective and cause damage. This product must not be mixed with dinocap or alkaline sprays such as Bordeaux mixture or lime sulphur.

12. RECORD KEEPING

Required for all endosulfan uses on all crops

All growers using endosulfan are required to keep a record of each application. It is the responsibility of the grower to collect (either directly or from a person acting on his or her behalf) and record all of the information required in the endosulfan spray record which must contain at least the information set out below.

(For convenience, an endosulfan record-keeping form can be obtained from retailers of endosulfan or from the Australian Pesticides and Veterinary Medicines Authority.

General:

Name and address of farm owner (or grower if grower is not owner)	Name and address of person who applied endosulfan	Date and time of application
Number of endosulfan sprays to field so far this season (including contribution from band sprays)	Map of farm with treated field or paddock outlined on map and field number or name indicated	Area of field or paddock sprayed with endosulfan
Level of user's training (license, certification, etc.)	Whether neighbours have been notified	When and how neighbours were notified

For Cotton Growers Only:

A sketch of the downwind no-spray zone drawn onto the map	Whether or not the downwind neighbour has consented to waive the downwind no-spray zone
Whether farm is registered with the cotton industry as using Best Management Practices	Whether farm has a cotton industry Spray and Drift Management Plan in place

Crop and Pest Details:

Name of crop	Stage of crop growth (height) or age if tree or perennial crop	Health of crop (whether stressed and type of stress)
Major types of pests present	Pest numbers for each type	Pest stage of growth
Length of time since last irrigation	Whether standing water was in furrows at time of application	

Weather Conditions at application site:

Whether (at beginning of application) rain was officially forecast for the next 48 hours	Whether and how much rain fell in previous 24 hours	Conditions at time of application (showers, overcast, partly cloudy, clear sky, inversion conditions)
Temperature and humidity at time of application	Wind speed and direction at beginning of application	Wind consistency (gusty/steady breeze, direction steady/variable)
Whether wind direction changed during application and to where	Whether wind speed changed during application and to what	Whether smoke wind direction indicators were used

Application Details:

Method of Application (by aircraft or by ground equipment)	Equipment and type of nozzles used	Speed of aircraft or ground application equipment
Sprayer pressure used	Formulation used (EC)	Name of endosulfan product used or unique AVPMA approval number
Amount active ingredient applied per hectare	Total volume of spray mixture applied per hectare	Total amount of active ingredient used in spray operation
Any additives used in mixture and rate of use	Whether closed mixing and loading equipment was used	Operator protection used (type of protective clothing, enclosed cab)
For aerial applications - was GPS equipment used	For aerial applications - what was the length of the boom as percentage of wingspan	For aerial applications - what was the angle of the nozzles
Time at beginning of application	Time at end of application	

Description of any problems with the application caused by equipment.

Description of any problems with the application caused by weather.

A statement saying the information on this record is accurate and correct followed by the signature of the grower.

13. APPLICATION TECHNIQUES

Endosulfan 350EC is a contact spray. Thorough, even coverage is essential.

Ground spray

Standard low volume boom or high volume equipment may be used.

Aircraft

Apply using water as a carrier. Endosulfan 350EC should not be applied by aircraft in Tasmania without the specific approval of the Registrar of Chemical Products.

See details below for various types of equipment.

14. SPECIAL INSTRUCTIONS FOR TREE AND VINE CROPS**Dilute Spraying:**

- Use a sprayer designed to apply high spray volumes up to the point of run-off and matched to the crop being sprayed.
- Set up and operate the sprayer to achieve even coverage throughout the crop canopy. Apply sufficient water to cover the crop to the point of run-off. Avoid excessive run-off.
- The required spray volume may be determined by applying different test volumes, using different settings on the sprayer, from industry guidelines or expert advice.
- Add the amount of product specified in the Directions for Use table for each 100L of water.

Spray to the point of run-off.

- The required dilute spray volume will change and the sprayer set up and operation may also need to be changed, as the crop grows.

Concentrate Spraying:

- Use a sprayer designed and set up for concentrate spraying (that is a sprayer which applies spray volumes less than those required to reach the point of run-off) and matched to the crop being sprayed.
- Set up and operate the sprayer to achieve even coverage throughout the crop canopy using your chosen water volume.
- Determine an appropriate dilute spray volume (See *Dilute Spraying* above) for the crop canopy. This is needed to calculate the concentrate mixing rate.
- The mixing rate for concentrate spraying can then be calculated in the following way:

EXAMPLE ONLY

1. Dilute spray volume as determined above:
For example 1500L/ha
 2. Your chosen concentrate spray volume:
For example 500L/ha
 3. The concentration factor in this example is: 3X
(ie $1500L \div 500L = 3$)
 4. If the dilute label rate is 10mL/100L, then the concentrate rate becomes 3×10 , that is 30mL/100L of concentrate spray.
- The chosen spray volume, amount of product per 100L of water, and the sprayer set up and operation may need to be changed as the crop grows.
 - For further information on concentrate spraying, users are advised to consult relevant industry guidelines, undertake appropriate competency training and follow industry Best Practices.

15. HIGH VOLUME LARGE-DROPLET-PLACEMENT TECHNIQUE SPECIFICATIONS FOR EC FORMULATIONS

Meteorology:

Mandatory

Immediately before beginning a spray application, the operator (or a person acting on his or her behalf) must measure and record wind speed, wind direction, ambient air temperature and relative humidity (wet-bulb temperature depression) at the application site. DO NOT apply endosulfan when surface temperature inversion conditions exist at the application site.

Advisory

Endosulfan should not be applied during unstable atmospheric conditions characterised by high temperatures, strong convective activity and variable horizontal wind velocities.

Endosulfan should be applied when the local mean wind speed is between 4 and 20km/hr as measured 2 metres above the ground.

Spraying should not take place when the wet-bulb depression (a measure of evaporation potential) is greater than 10°C.

16. AERIAL EQUIPMENT

Mandatory

DO NOT apply endosulfan EC formulations unless a volume of carrier water greater than 30L/ha is used.

Use higher volumes of water (40 to 50L/ha) when ambient air temperatures at the application site exceed 30°C.

DO NOT apply endosulfan with booms where the distance between the two outermost nozzles is greater in length than 65% of the wingspan. DO NOT apply endosulfan EC formulations unless the droplet volume median diameter (VMD) of the spray is greater than 250µm. The nozzle system and airspeed combinations specified in the following table can be used to satisfy this requirement.

Note: for the following table, ✓ means “OK to use”.

NOTE WELL: All nozzles must be directed backward and aimed parallel with the airstream.

Nozzle Type	Airspeed 90 - 115 knots	Airspeed 116-135 knots
CP Standard 30° deflector	✓ Boom Pressure greater than 30psi required	DO NOT USE
CP Straight Stream 30° deflector	✓	DO NOT USE
CP Straight Stream 5° deflector	✓	DO NOT USE
CP Straight Stream 0° deflector	✓	✓ Boom Pressure greater than 30psi required
Flat Fan Min. Specification: Fan angle 65° or less Orifice size 10 or greater	✓	✓

Advisory

Aircraft used for endosulfan EC application should be pattern tested to ensure that even coverage and low coefficients of variation are achieved at optimum flight lane separations.

The spray system should not be operated if the wheel height is greater than 3 metres above the crop height. Booms should be fixed at a vertical displacement of 25 to 30cm below the trailing edge of the aircraft wing.

17. GROUND-BASED EQUIPMENT

Mandatory

DO NOT apply endosulfan EC formulations unless a volume of carrier water greater than 50L/ha is used. For band spraying applications, use at least 50L/ha of carrier water for the actual area sprayed in the bands. Use only flat fan nozzles with all ground-based boom sprayer equipment.

All nozzles must be operated such that a “medium” spray quality is produced as indicated by manufacturers according to the BCPC and ASAE nozzle classification system.

DO NOT use additional adjuvants in the spray mix unless approved (on label) by the pesticide manufacturer.

DO NOT use ducted air or sleeve sprayers unless the air velocity is adjusted to ensure that there is no reflection of air from the ground surface.

Advisory

Release height of the spray should be as low as possible, consistent with nozzle specifications and coverage requirements.

Booms sprayers should be rigged to ensure that vertical boom movement does not exceed 0.5 metres at normal operating speeds.

18. PRECAUTIONS

For aerial application, support workers/markers should be protected by enclosed cabs.

Re-entry Period

Re-entry to treated areas is permitted once the spray has dried.

19. PROTECTION OF LIVESTOCK

Dangerous to bees. DO NOT spray any plants in flower while bees are foraging.

20. PROTECTION OF WILDLIFE, FISH, CRUSTACEANS AND ENVIRONMENT

Extremely dangerous to fish.

DO NOT contaminate streams, rivers or waterways with the chemical or the used containers.

DO NOT apply under weather conditions or from spraying equipment that could be expected to cause spray to drift onto wetlands, natural surface waters, neighbouring properties or other sensitive areas.

21. STORAGE AND DISPOSAL

Store in a locked room or place away from children, animals, food, feedstuffs, seed and fertilisers. DO NOT store for prolonged periods in direct sunlight. Store in the closed original container in a cool, well ventilated area. Triple or preferably pressure rinse containers before disposal. Add rinsings to spray tank. DO NOT dispose of undiluted chemical on-site. If recycling, replace cap and return clean containers to recycler or designated collection point. If not recycling, break, crush or puncture and bury empty containers in a local authority landfill. If no landfill is available, bury the containers below 500mm in a disposal pit specifically marked and set up for this purpose clear of waterways, desirable vegetation and tree roots. Empty containers and products should NOT be burnt.

Returnable containers: Empty contents fully into application equipment. Close all valves and return to point of supply for refill or storage.

22. SAFETY DIRECTIONS

Very dangerous particularly the concentrate product. Undiluted product poisonous if absorbed by skin contact, inhaled or swallowed. Will damage the eyes. Will irritate the nose, throat and skin. Avoid contact with eyes and skin. DO NOT inhale vapour. If clothing becomes contaminated with product or wet with spray remove clothing immediately. If product on skin immediately wash area with soap and water. If product in eyes, wash it out immediately with water. When opening the container and preparing spray, wear cotton

overalls buttoned to the neck and wrist [or equivalent clothing], elbow-length PVC gloves, and full-facepiece (or half facepiece respirator and goggles). When using the prepared spray, wear cotton overalls buttoned to the neck and wrist [or equivalent clothing]. After use and before eating, drinking or smoking, wash hands, arms and face thoroughly with soap and water. After each day's use, wash gloves, respirator (and if rubber wash with detergent and warm water), goggles and contaminated clothing.

23. FIRST AID

If poisoning occurs, contact a Doctor or Poisons Information Centre. Phone Australia 13 11 26.

24. MATERIAL SAFETY DATA SHEET

For further information refer to the Material Safety Data Sheet (MSDS).

25. CONDITIONS OF SALE

"Nufarm Australia Limited" ('Nufarm') shall not be liable for any loss injury damage or death whether consequential or otherwise whatsoever or howsoever arising whether through negligence or otherwise in connection with the sale supply use or application of this product. The supply of this product is on the express condition that the purchaser does not rely on Nufarm's skill or judgment in purchasing or using the same and every person dealing with this product does so at his own risk absolutely. No representative of Nufarm has any authority to add to or alter these conditions.

APVMA Approval No.: 32799/0606

In case of emergency: Phone 1800 033 498

Ask for shift supervisor. Toll free 24 hours.

26. DEFINITIONS APPLYING WITHIN THIS LABEL For Endosulfan Use on Cotton**Downwind**

The direction toward which the wind is blowing during the time that an endosulfan spray application is carried out.

Occupier

In relation to land, means the person in actual occupation of the land or, if there is no person in actual occupation, the person entitled to possession of the land. In relation to residence, means a responsible person in actual occupation of the residence.

Neighbour

A neighbour is the occupier of a neighbouring property or residence the boundaries or walls of which are within 750 metres for aerial EC or 200 metres for ground EC application of the area of cotton to be sprayed with endosulfan.

Area Of Cotton To Be Sprayed

A cotton field or portion of a cotton field intended to be sprayed. The intention to spray the area is necessarily made before the wind direction is known at the actual time of spraying. The possible location of a "downwind no-spray zone" (see definition below) which may come into effect at the time of spraying does not influence the dimensions of the area of cotton originally planned to be treated with endosulfan.

Neighbour Notification Zone

A zone extending in all directions from the edges of the cotton field or portion of a cotton field intended to be sprayed. (See Diagram A under "DIAGRAMS" following this section.) Its width is determined by the endosulfan formulation (EC) and by the application method (by air or by ground). The widths are 750 metres for EC applied by aircraft and 200 metres for EC applied by ground equipment. Property boundaries or residences falling within that zone make it necessary for the grower to notify the occupiers of those properties and residences according to methods specified under "HOW TO NOTIFY THE NEIGHBOURS".

Note that because the wind direction cannot be known prior to the time of spraying, the possible location of a "downwind no-spray zone" (see definition below) does not influence the area of cotton originally planned to be treated with endosulfan and does not relieve the cotton grower of the obligation to notify neighbours who might be anticipated to be downwind.

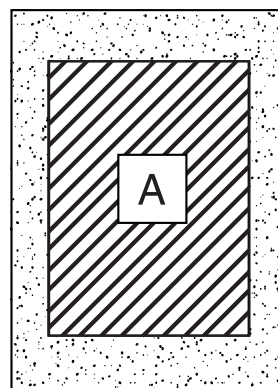
Downwind No-Spray Zone

A zone of higher risk for spray drift effects where spraying cannot take place unless written consent to waive the zone is obtained from the downwind neighbour as specified under "OBTAINING WRITTEN CONSENT TO WAIVE THE DOWNWIND NO-SPRAY ZONE". Its width is determined by the endosulfan formulation (EC) and by the application method (by air or by ground). The widths are 750 metres for EC applied by aircraft and 200 metres for EC applied by ground equipment. The no-spray zone begins at the nearest downwind property boundary or residence and, depending upon the distance between the property boundary or residence and the cotton field, extends toward or into the cotton field to be sprayed.

Neighbour Notification Zone

The neighbour notification zone extends in all directions around the area of cotton to be sprayed and requires the cotton grower to notify all neighbours falling within that zone before spraying.

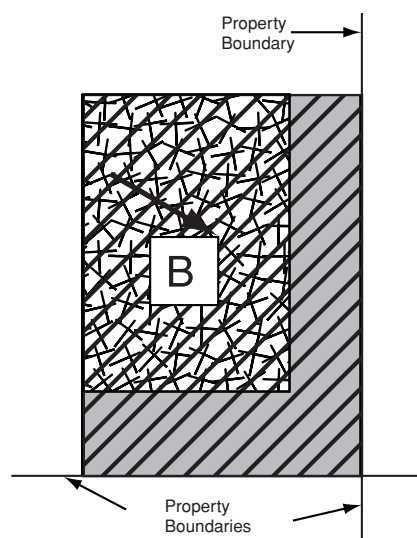
(See definition in previous section under "DEFINITIONS APPLYING WITHIN THIS LABEL".)



Downwind No-Spray Zone

The downwind no-spray zone is a zone of higher risk for spray drift effects where spraying cannot take place without written consent from the downwind neighbour. (See definition in previous section under "DEFINITIONS APPLYING WITHIN THIS LABEL".)

See below for examples of several different situations.



27. DIAGRAMS & EXPLANATIONS RELATED TO DIAGRAMS

For Endosulfan Use on Cotton

The width of both the **neighbour notification zone** and the **downwind no-spray zone** is determined by the endosulfan formulation (EC) and by the application method (by air or by ground).

For both types of zone, the widths are:

- 750 metres for EC applied by aircraft
- 200 metres for EC applied by ground equipment

Legend

Field planted to cotton



Neighbour notification zone around field



Crop area allowed to be sprayed without consent

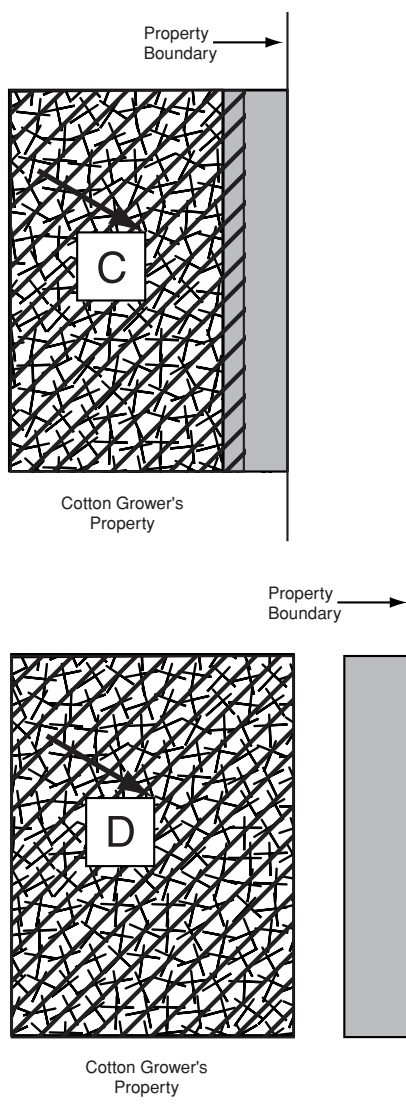


Downwind no-spray zone unless written consent is obtained



Wind direction





EXPLANATIONS RELATED TO DIAGRAMS

For Endosulfan Use on Cotton

Diagram A

Shows the neighbour notification zone extending in all directions around a cotton field. If no property lines or residences fall within that zone, then no neighbours need to be notified. For example, if the grower chose to apply endosulfan by ground, then the zone would extend only 200 metres in all directions and may not reach to neighbouring properties or residences.

Alternatively, if the grower chose to apply EC endosulfan by air, the zone would extend 750 metres in all directions and might include neighbouring properties or residences and therefore require the grower to notify those neighbours

Diagram B

Shows a cotton field bordered on two sides by property lines. In this case the wind is blowing toward both property lines which requires the endosulfan user to observe a no-spray zone for both downwind portions of the field. Since the property lines adjoin the field, the full width of the no-spray zone extends into the field.

Diagram C

Shows a cotton field with only one property line nearby but not adjoining the field. The wind is blowing toward the property line, but since there is a gap between the

property line and the edge of the field, only a portion of the no-spray zone extends into the field, and therefore only that portion of the field must not be sprayed unless consent to waive the no-spray zone is obtained from that neighbour. The rest of the no-spray zone is taken up by the gap which is located on the cotton grower's property.

Diagram D

Shows a cotton field with a downwind property line which is so far removed that it exceeds the width of the no-spray zone (as illustrated). Therefore, all of the downwind no-spray zone, which begins at the neighbour's property boundary, falls within the gap on the cotton grower's property. No portion of it extends into the cotton field allowing the entire field to be sprayed without a neighbour's consent.

It is important to remember that the width of the no-spray zone depends upon the application method and the formulation. The situation shown in diagram D might be the case for a ground application of EC (200 metre wide zone), but for the same field, it might be as shown in diagram C for an aerial application of EC (750 metre wide zone). The width of the downwind no-spray zone which is chosen and the width of the gap between the field edge and the downwind property line will determine which situation applies.

28. HOW TO NOTIFY THE NEIGHBOURS

For Endosulfan Use on Cotton

Notification of neighbours may be done by a method agreed in writing between the cotton grower and the neighbour. The agreement must be signed by both parties and may be made before or during the endosulfan spray period for that cotton season. If such a written agreement is not achieved with a particular neighbour, then the cotton grower (or a person acting on the grower's behalf) must notify that neighbour between 48 hours and 12 hours before application of endosulfan is intended. Specifications for giving notification are set out in sections 1 through 5 below,

1. The notice must include the following information:

(For convenience, a standard APVMA Endosulfan Neighbour Notification Form containing the following elements can be obtained from retail sellers of endosulfan or from the APVMA.)

 - (i) the name, address and telephone number of the cotton grower;
 - (ii) the name of the neighbour being notified;
 - (iii) the date and estimated time of the planned application;
 - (iv) the location, size and outline of the area of cotton to be sprayed shown on a map which must also show the full extent to which the neighbour notification zone extends onto the neighbour's property or residence;
 - (v) the formulation of endosulfan to be used in the planned treatment (EC) and
 - (vi) the method of application (by aircraft or by ground equipment).
2. Notice must be given in writing in at least one of the following forms:
 - (i) by personally delivering the notice to the neighbour by hand;
 - (ii) by electronic mail ("e-mail");

- (iii) by facsimile transmission or
 - (iv) by sending the notice via Express Post. Note that if this method is used, the cotton grower must sufficiently anticipate the time of spraying in order to have the letter delivered within the period of 48 hours to 12 hours before spraying. (See section 3 below for the time of Express Post delivery.)
3. A person will be taken to have been notified as follows:
- if delivered by hand, upon delivery;
 - if sent by e-mail, upon receipt by the sender of an acknowledgment that the communication has been properly transmitted to the recipient;
 - if sent by facsimile transmission, upon receipt by the sender of an acknowledgment that the communication has been properly transmitted to the recipient; and
 - if sent by Express Post, at 5.00 pm on the second business day after the date on which it was sent.
4. Retain some form of proof that each neighbour has been notified. For example, the printed verification of e-mail or facsimile transmission or a photocopy of the notification with the Express Mail routing sticker attached will serve as proof. If you are delivering the notice by hand, you may prefer to take 2 copies of the notice and ask your neighbour to sign one copy as a written acknowledgment that he/she has received a copy of the notice. If the neighbour refuses to acknowledge receipt in writing, then make a note of this fact, including the date and time that you personally delivered the notice.
5. If a planned endosulfan application is cancelled or postponed due to weather or other factors, each neighbour must be informed of that fact in the notification for the next planned application.

29. OBTAINING WRITTEN CONSENT TO WAIVE THE DOWNWIND NO-SPRAY ZONE

For Endosulfan Use on Cotton

The downwind no-spray zone must be observed unless written consent to waive it has been obtained by the cotton grower from the appropriate neighbour (see "DIAGRAMS" and "DEFINITIONS APPLYING WITHIN THIS LABEL"). Written consent must contain the following information:

- (i) the name and address of the cotton grower;
- (ii) the name and address of the neighbour;
- (iii) the period of time (beginning date and ending date including the year) for which consent to waive the downwind no-spray zone is granted by the neighbour (**Note:-** the period cannot be longer than the current cotton season which here means the upcoming or current endosulfan spray season);
- (iv) the words "This document is not a contract. This consent may be withdrawn at any time by giving a written notice of withdrawal of consent to the cotton grower named above. Consent to waive the downwind no-spray zone will be deemed cancelled 24 hours after such written notice is delivered. Written notice may be sent by mail and will be taken to be delivered at 5.00 pm on the second business day after the date on which it was sent if sent by Express Post and at 5.00 pm on the fifth business day after it was sent if sent by "ordinary mail", and
- (v) the signature of the neighbour and the date signed.