

**POISON**KEEP OUT OF REACH OF CHILDREN
READ SAFETY DIRECTIONS BEFORE OPENING OR USING

Nufarm

Fenitrothion 1000

Insecticide

**ACTIVE CONSTITUENT: 1000 g/L FENITROTHION (an anti-cholinesterase compound)****GROUP 1B INSECTICIDE**

For the control of various insect pests crops and pastures as per the Directions for Use Table.

IMPORTANT: READ THE ATTACHED LEAFLET BEFORE USING THIS PRODUCT

nufarm.com.au

Nufarm Australia Limited
ACN 004 377 780
103-105 Pipe Road
Laverton North Victoria 3026
Tel: (03) 9282 1000
Fax: (03) 9282 1001

Contents: 500 mL
Contents: 2.4 Litres
Contents: 5 Litres
Contents: 20 Litres

APVMA Approval No.:

32986/51626

GENERAL INSTRUCTIONS

Before opening carefully read Directions for Use, Precautionary Statements, Safety Directions and First Aid Instructions.

STORAGE AND DISPOSAL

Store in the closed, original container in a cool, well ventilated area, away from children, animals, food, feedstuffs, seeds and fertilisers. Do not store for prolonged periods in direct sunlight. Triple or preferably pressure rinse containers before disposal. Add rinsings to spray tank. Do not dispose of undiluted chemical on-site. If recycling, replace cap and return clean containers to recycler or designated collection point. If not recycling, break, crush or puncture and bury empty containers in a local authority landfill. If no landfill is available, bury the containers below 500 mm in a disposal pit specifically marked and set up for this purpose clear of waterways, desirable vegetation and tree roots. Empty containers and product should not be burnt.

SAFETY DIRECTIONS

Product is poisonous if absorbed by skin contact, inhaled or swallowed. Repeated minor exposures may have a cumulative poisoning effect. Avoid contact with eyes and skin. Do not inhale spray mist. When opening the container, preparing spray and using the prepared spray wear cotton overalls buttoned to the neck and wrist and washable hat, elbow-length PVC gloves and a face shield. When using in enclosed areas wear goggles and half-face piece respirator with combined dust and gas cartridge. If product on skin, immediately wash area with soap and water. After use and before eating, drinking or smoking, wash hands, arms and face thoroughly with soap and water. After each day's use, wash gloves, face shield or goggles, respirator and if rubber wash with detergent and warm water and contaminated clothing.

FIRST AID

If swallowed, splashed on skin or in eyes, or inhaled, contact a Poisons Information Centre. Phone Australia 13 11 26, or a doctor at once. Remove any contaminated clothing and wash skin thoroughly. If swallowed, activated charcoal may be advised. Give atropine if instructed.

MATERIAL SAFETY DATA SHEET


For further information, refer to the Material Safety Data Sheet (MSDS), which may be obtained from the supplier or the Nufarm website – www.nufarm.com.au

In case of emergency: Phone 1800 033 498 Ask for shift supervisor. Toll free 24 hours.

CONDITIONS OF SALE

"Any provisions or rights under the Trade Practices Act 1974 or relevant state legislation which cannot be excluded by those statutes or by law are not intended to be excluded by these conditions of sale. Subject to the foregoing, all warranties, conditions, rights and remedies, expressed or implied under common law, statute or otherwise, in relation to the sale, supply, use or application of this product, are excluded. Nufarm Australia Limited and/or its affiliates ("Nufarm") shall not accept any liability whatsoever (including consequential loss), or howsoever arising (including negligence) for any damage, injury or death connected with the sale, supply, use or application of this product except for liability which cannot be excluded by statute."

BN / DOM / Barcode //

ORGANOPHOSPHORUS PESTICIDE, LIQUID, TOXIC, FLAMMABLE {Fenitrothion}	
UN No: 3017	
PACKAGING GROUP: III	
HAZCHEM: 2 W	
IN AN EMERGENCY DIAL: 000 POLICE OR FIRE BRIGADE	SPECIALIST ADVICE IN EMERGENCY ONLY 1800 033 498 ALL HOURS - AUSTRALIA WIDE



POISON

KEEP OUT OF REACH OF CHILDREN
READ SAFETY DIRECTIONS BEFORE OPENING OR USING

Nufarm

Fenitrothion 1000

Insecticide

ACTIVE CONSTITUENT: 1000 g/L FENITROTHION (an anti-cholinesterase compound)

GROUP **1B** INSECTICIDE

For the control of various insect pests crops and pastures as per the Directions for Use Table.

READ COMPLETE DIRECTIONS FOR USE BEFORE USING THIS PRODUCT.

nufarm.com.au

APVMA Approval No.: 32986/

51626

DIRECTIONS FOR USE

SITUATION & CROP	PESTS CONTROLLED	STATE	RATE	CRITICAL COMMENTS
GRAIN PROTECTION All cereal grains stored in bulk a. For periods less than 3 months b. All cereal grains stored in bulk for periods of 3-6 months c. Surface Treatment of bulk stored cereal grain, stacks of bags etc. Structural Treatments Cereal grain storage on farm, produce stores, feed and flour mills, warehouses and processing plants, transport equipment, animal feed bins	Stored grain insect pests (except Lesser Grain Borer and Sawtoothed grain beetle) Including: Rust-red flour beetle, Confused flour beetle, Rice weevil, Indian meal moth, Tropical warehouse moth	Qld, NSW, Vic, SA, Tas only	600mL/100L water (6ppm) (1L dilute spray treats 1 tonne of grain)	Apply to the grain as it is being transferred into storage. Suitable equipment should be installed which will give an even coverage to the grain and is capable of adjustment with the flow rate of the grain. Refer to Application Rate table. NOTE: In WA Fenitrothion 1000 is for use by Bulk Handling Authorities only.
		All States	1.2L/100L water (12ppm) (1L dilute spray treats 1 tonne of grain)	
		Qld, NSW, Vic, SA only	10mL/1L water (5L dilute spray treats 100m ²)	Apply to surface of the grain in storage. Apply at 2 month intervals.
		All States	1L/100L water (10L dilute spray treats approx. 200m ² of wall or floor surface)	Apply diluted spray to the walls, floors, roof structure, machinery, transport vehicles and areas around storage facilities. This treatment should be used as a routine hygienic procedure before grain is stored in any facility. Precautions should be taken to prevent surface contamination of grain. Treatment should not be repeated more frequently than at 2 monthly intervals in warm weather and at 3 monthly intervals in Winter months.
Broiler poultry house litter, walls, roof and feed sheds	Lesser mealworm (litter beetle, darkling beetle or black beetle)	All States	1L/100L water (10L dilute spray treats 70m ²)	Apply diluted spray to broiler poultry shed litter, walls and roof. Spray feed shed and other places where beetles may hide. Spray all litter before spreading new litter. Improved results may be obtained where spray is incorporated into the litter. DO NOT house layer birds in recently treated sheds. Avoid contamination of chicken feed and DO NOT allow spray to reach birds in neighbouring sheds. Spray sheds after each batch of broilers is taken out and before re-stocking.
Lucerne	Sitona weevil	Vic only	250mL/ha	Refer to General Instructions on Buffer Zones prior to use. Apply October to December or in Autumn when adults occur in damaging numbers.
		NSW, Tas only	650mL/ha	
		SA only	300mL/ha	

SITUATION & CROP	PESTS CONTROLLED	STATE	RATE	CRITICAL COMMENTS	
Pastures	Pasture cockchafer	NSW, Tas only	700mL/ha	Refer to General Instructions on Buffer Zones prior to use. Only one application per year per paddock is permitted for control of this pest. Spray April to July as a rainfall of more than 7mm is required before cockchafers surface and feed; spray when rain is expected. Spot spraying to be used as a tool where possible. Further direction may be provided by the relevant state authorities. Observe any use limitations advised by state authorities	
	Corbie	SA only	480mL/ha		
		Tas only	800mL-1L/ha		
	Winter corbie				1.3L/ha
	Underground grass grub		NSW, Vic only		500mL/ha
SA only			800mL-1L/ha		
Oxycanus grass grub		NSW, Vic, SA, Tas only	1.3L/ha	Refer to General Instructions on Buffer Zones prior to use. Only one application per year per paddock is permitted for control of this pest. Spray April to late June when and where grubs are causing pasture damage.	
Pastures, pasture seed crops, forage crops including grazing sorghum, lucerne, cereal crops, soybeans, apples, cabbages, cherries, grapes, lettuce and tomatoes	Australian plague locust	Qld, NSW, Vic, SA, WA only	270-400mL/ha	Refer to General Instructions on Buffer Zones prior to use. Spray when locusts are evident in damaging numbers. Use lowest rates possible. Higher rates may need to be used where vegetation is either very sparse or very dense	
Pastures and cereal crops	Migratory locust and spur throated locust		270-500mL/ha		

NOT TO BE USED FOR ANY PURPOSE OR IN ANY MANNER CONTRARY TO THIS LABEL UNLESS AUTHORISED UNDER APPROPRIATE LEGISLATION

DO NOT APPLY THIS PRODUCT BY AIRCRAFT AT RATES GREATER THAN 350mL/ha.

IN STORED GRAIN IN WA FOR USE BY BULK HANDLING AUTHORITIES ONLY.

RESIDUES MANAGEMENT

Re-application intervals Pasture (including Lucerne)

DO NOT APPLY AT INTERVALS OF LESS THAN 7 DAYS OR LESS THAN 14 DAYS WHERE STOCK ARE BEING OVERSPRAYED (Locust and Grasshopper use only).

Pasture Seed Crops, Cereal Crops, Forage Crops, Grazing Sorghum, Lucerne

DO NOT APPLY AT INTERVALS OF LESS THAN 14 DAYS.

WITHHOLDING PERIODS

CROPS

Stored Cereal Grain

HOLD GRAIN TREATED AT 12PPM# IN STORE AND DO NOT USE FOR PROCESSING INTO FOOD FOR HUMAN CONSUMPTION OR FOR STOCK FEED WITHIN 90 DAYS OF TREATMENT. ppm# = parts per million fenitrothion on grain (mg/kg).

CROPS FOR ANIMAL CONSUMPTION/STOCKFEED

Pasture (including lucerne) where stock has not been oversprayed

DO NOT GRAZE FOR 7 DAYS AFTER APPLICATION OR WITHHOLD STOCK FROM SLAUGHTER FOR 14 DAYS AFTER APPLICATION, WHICHEVER IS APPROPRIATE.

Pasture (including lucerne) where stock has been oversprayed (Locust and Grasshopper control only)

DO NOT SLAUGHTER FOR 14 DAYS AFTER APPLICATION.

Sorghum, cereal straw and fodder

DO NOT GRAZE, OR CUT FOR STOCK FOOD FOR 14 DAYS AFTER APPLICATION.

GENERAL INSTRUCTIONS

Before opening carefully read Directions for Use, Precautionary Statements, Safety Directions and First Aid Instructions.

RESISTANT INSECTICIDE WARNING

GROUP	1B	INSECTICIDE
--------------	-----------	--------------------

Some naturally occurring insect biotypes resistant to Fenitrothion 1000 and other Group 1B insecticides may exist through normal genetic variability in any insect population. The resistant individuals can eventually dominate the insect population if Fenitrothion 1000 or other Group 1B insecticides are used repeatedly. The effectiveness of Fenitrothion 1000 on resistant individuals could be significantly reduced. Since occurrence of resistant individuals is difficult to detect prior to use, Nufarm Australia Limited accepts no liability for any losses that may result from the failure of Fenitrothion 1000 to control resistant insects. Fenitrothion 1000 may be subject to specific resistant management strategies. For further information contact your local supplier, Nufarm Australia Limited representative or local agricultural department agronomist.

GRAIN

Maximum efficiency of the product in grain protection is dependent upon its even distribution through the grain, the absence of infestation at uptake, sufficient low moisture content, ie less than 12% and storage temperature of below 27°C.

Elevator delivery rate: tonnes/hr	10	30	40	50
Dilute spray collected from nozzles: Litres in 3 minutes	0.5	1.5	2.0	2.5

MIXING

Mix the required amount of spray for immediate use only. Slowly add Fenitrothion 1000 to required amount of water in the tank and agitate well before commencing to spray.

Equipment (Grain)

The diluted spray should be applied through specialised grain spraying equipment.

IMPORTANT: The spray nozzle must be capable of delivery of an even spray pattern

Cleaning

On completion, wash out spray equipment, mixing and measuring utensils with water.

NOTE: Fenitrothion 1000 may cause discolouration on many varieties of sorghum. Leaves of some sorghum varieties may become spotted after spraying. Pioneer 845, Alpha strains and Golden Acres varieties may be severely damaged, especially later growth stage. A check should be made with manufacturer (or other appropriate source) before application is made to newer sorghum varieties.

APPLICATION AND BUFFER ZONES

Control of Locusts and Grasshoppers, Sitona Weevil in Lucerne, and Blackheaded Pasture Cockchafer, Corbie and Winter Corbie.

AERIAL APPLICATION

DO NOT apply rates greater than 350mL/ha. DO NOT apply without a buffer zone of AT LEAST 300m when applied upwind of sensitive areas including (but not limited to) natural streams, rivers, waterways, human dwellings or neighbouring properties.

GROUND APPLICATION

Apply Fenitrothion by air-assisted, misting, electrostatic and boom sprayers.

BOOM SPRAYS AND ELECTROSTATIC

DO NOT apply without a buffer zone of AT LEAST 50m at a rate of 350mL/ha and below and AT LEAST 100m where rates are greater than 350mL/ha when applied upwind of sensitive areas including (but not limited to) natural streams, rivers, waterways, human dwellings or neighbouring properties.

MISTERS AND AIR ASSISTED

DO NOT apply without a buffer zone of AT LEAST 100m at rates of 350mL/ha and below and AT LEAST 300m where rates are greater than 350mL/ha when applied upwind of sensitive areas including (but not limited to) natural streams, rivers, waterways, human dwellings or neighbouring properties.

PRECAUTION**GROUND SPRAYING**

To minimise exposure, a vehicle equipped with an enclosed cab should be used for ground spraying operations when practicable. It is highly desirable that closed mixing/loading systems are in place and enclosed cabs fitted. It would be preferable that the enclosed cabs are equipped with air-conditioning and pesticide filters.

AERIAL APPLICATION

It is highly desirable that aerial spray operators use closed mixing/loading only (closed mixing/loading systems include all mechanical transfer systems designed to minimise worker exposure during the transfer of product from container to mixing vessel, eg. Dry coupling systems or closed filling/loading systems).

HUMAN FLAGGERS

Human Flaggers used in aerial applications must be protected by engineering controls such as enclosed cabs.

PROTECTION OF WILDLIFE, FISH, CRUSTACEANS AND ENVIRONMENT

Spray drift may occur under adverse meteorological conditions or from certain spray equipment. DO NOT allow spray to drift off-target onto sensitive areas, including (but not limited to) natural streams, rivers, waterways, human dwellings or neighbouring properties. Buffer zones MUST be observed as per label directions. Dangerous to fish. DO NOT contaminate streams, rivers or waterways with the chemical or used containers. Dangerous to bees. DO NOT spray any plants in flower while bees are foraging.

STORAGE AND DISPOSAL

Store in the closed, original container in a cool, well ventilated area, away from children, animals, food, feedstuffs, seeds and fertilisers. DO NOT store for prolonged periods in direct sunlight. Triple or preferably pressure rinse containers before disposal. Add rinsings to spray tank. DO NOT dispose of undiluted chemical on-site. If recycling, replace cap and return clean containers to recycler or designated collection point. If not recycling, break, crush or puncture and bury empty containers in a local authority landfill. If no landfill is available, bury the containers below 500mm in a disposal pit specifically marked and set up for this purpose clear of waterways, desirable vegetation and tree roots. Empty containers and product should NOT be burnt.

SAFETY DIRECTIONS

Product is poisonous if absorbed by skin contact, inhaled or swallowed. Repeated minor exposures may have a cumulative poisoning effect. Avoid contact with eyes and skin. **DO NOT** inhale spray mist. When opening the container, preparing spray and using the prepared spray wear cotton overalls buttoned to the neck and wrist and washable hat, elbow-length PVC gloves and a face shield. When using in enclosed areas wear goggles and half-face piece respirator with combined dust and gas cartridge. If product on skin, immediately wash area with soap and water. After use and before eating, drinking or smoking, wash hands, arms and face thoroughly with soap and water. After each day's use, wash gloves, face shield or goggles, respirator and if rubber wash with detergent and warm water and contaminated clothing.

FIRST AID

If swallowed, splashed on skin or in eyes, or inhaled, contact a Poisons Information Centre. Phone Australia 13 11 26, or a doctor at once. Remove any contaminated clothing and wash skin thoroughly. If swallowed, activated charcoal may be advised. Give atropine if instructed.

MATERIAL SAFETY DATA SHEET



For further information, refer to the Material Safety Data Sheet (MSDS), which may be obtained from the supplier or the Nufarm website – www.nufarm.com.au

In case of emergency: Phone 1800 033 498 Ask for shift supervisor. Toll free 24 hours.

CONDITIONS OF SALE

"Any provisions or rights under the Trade Practices Act 1974 or relevant state legislation which cannot be excluded by those statutes or by law are not intended to be excluded by these conditions of sale. Subject to the foregoing, all warranties, conditions, rights and remedies, expressed or implied under common law, statute or otherwise, in relation to the sale, supply, use or application of this product, are excluded. Nufarm Australia Limited and/or its affiliates ("Nufarm") shall not accept any liability whatsoever (including consequential loss), or howsoever arising (including negligence) for any damage, injury or death connected with the sale, supply, use or application of this product except for liability which cannot be excluded by statute."

Nufarm Australia Limited
ACN 004 377 780
103-105 Pipe Road
Laverton North Victoria 3026
Tel: (03) 9282 1000
Fax: (03) 9282 1001

ORGANOPHOSPHORUS PESTICIDE, LIQUID, TOXIC, FLAMMABLE {Fenitrothion}	 
UN No: 3017	
PACKAGING GROUP: III	
HAZCHEM: 2 W	SPECIALIST ADVICE IN EMERGENCY ONLY 1800 033 498 ALL HOURS - AUSTRALIA WIDE
IN AN EMERGENCY DIAL: 000 POLICE OR FIRE BRIGADE	