

100% on A3

CAUTION
KEEP OUT OF REACH OF CHILDREN
READ SAFETY DIRECTIONS BEFORE OPENING OR USING

Genfarm

OXYFLUORFEN 240EC

HERBICIDE

ACTIVE CONSTITUENTS: 240 g/L OXYFLUORFEN
SOLVENTS: 100 g/L N-METHYL PYRROLIDONE
605 g/L LIQUID HYDROCARBONS

GROUP G HERBICIDE

For selective weed control of broadleaf weeds and some grasses as specified in the Directions for Use table.

IMPORTANT: READ THE ATTACHED BOOKLET BEFORE USE


CONTENTS: 1 LITRES



130mm deep

130mm wide



YOUR PROOF

job#: 157530
 name: 02 Oxyfluorfen 240EC 1L Front
 client: Genfarm
 date: 10/09/2008

This proof is **NOT** a true representation of the final colours that will be printed

OK to proceed
 Further proof required
 sign: _____
 date: _____

NO responsibility will be taken for errors not noted on this signed proof.
 PLEASE EXAMINE THIS PROOF VERY CAREFULLY AND RETURN SIGNED PROOF TO US FOR JOB TO PROCEED

PHILSTIC® **Philstic Labels Ltd**
 Phone +64 9 630 5822
 Fax +64 9 630 0957

- Dieline
- PMS 682
- PMS 348
- PMS 654
- Black

100% on A3

PEEL HERE



OXYFLUORFEN 240EC

HERBICIDE

STORAGE AND DISPOSAL
Store in the closed, original container in a cool, well-ventilated area. Do not store for prolonged periods in direct sunlight. Triple or preferably pressure rinse containers before disposal. Add rinsings to spray tank. Do not dispose of undiluted chemicals on site. If recycling, replace cap and return clean containers to recycler or designated collection point. If not recycling, break, crush or puncture and bury empty containers in a local authority landfill. If no landfill is available, bury the containers below 500 mm in a disposal pit specifically marked and set up for this purpose clear of waterways, desirable vegetation and tree roots. Empty containers and product should not be burnt.

SAFETY DIRECTIONS
Will damage the skin. Will irritate the eyes. Avoid contact with eyes and skin. When opening the container and preparing spray and using the prepared spray, wear cotton overalls buttoned to the neck and wrist and a washable hat, elbow-length butyl rubber gloves and goggles. If product on skin, immediately wash area with soap and water. If product in eyes, wash it out immediately with water. Wash hands after use. After each day's use, wash gloves, goggles and contaminated clothing.

FIRST AID
If poisoning occurs, contact a doctor or Poisons Information Centre (Phone Australia: 13 11 26).

MATERIAL SAFETY DATA SHEET
Additional information is listed in the Material Safety Data Sheet, which is available from the supplier.

CONDITIONS OF SALE
The use of this product is beyond the control of Genfarm Crop Protection Pty Ltd. No warranty is expressed or implied regarding the suitability or efficiency for any purpose for which it is used by the buyer. Genfarm Crop Protection Pty Ltd accepts no responsibility for any consequences resulting from the use of this product. Genfarm Crop Protection Pty Ltd will not be held liable for any loss, injury or damage arising from the sale, supply or use of this product, whether through negligence or otherwise. No responsibility will be accepted for any consequences whatsoever resulting from the use of this product.

IN A TRANSPORT EMERGENCY
DIAL 000
POLICE OR FIRE BRIGADE

FOR SPECIALIST ADVICE
IN AN EMERGENCY DIAL
1800 033 111
24 HOURS AUSTRALIA WIDE

Batch No:

Date of Manufacture:



9 335371 002447

APVMA Approval No: 61576/1L/1008

Genfarm Crop Protection Pty Ltd
Suite 2, Level 3, 64 Talavera Road,
Macquarie Park NSW 2113
Tel: (02) 9889 5400
Product Support Tel: 1800 44 88 92



130mm deep

130mm wide

YOUR PROOF

job#: 157530
 name: 03 Oxyfluorfen 420EC 1L Top
 client: Genfarm
 date: 10/09/2008

This proof is **NOT** a true representation of the final colours that will be printed

OK to proceed
 Further proof required
 sign: _____
 date: _____

NO responsibility will be taken for errors not noted on this signed proof.
PLEASE EXAMINE THIS PROOF VERY CAREFULLY AND RETURN SIGNED PROOF TO US FOR JOB TO PROCEED

PHILSTIC® **Philstic Labels Ltd**
 Phone +64 9 630 5822
 Fax +64 9 630 0957

- Dieline
- PMS 682
- PMS 348
- PMS 654
- Black

100% on A3

PHILSTIC MULTIFOLD™

Genfarm

OXYFLUORFEN 240EC

HERBICIDE

STORAGE AND DISPOSAL
Store in the closed, original container in a cool, well-ventilated area. Do not store for prolonged periods in direct sunlight.
Triple or preferably pressure rinse containers before disposal. Add rinsings to spray tank.
Do not dispose of undiluted chemicals on site.
If recycling, replace cap and return clean containers to recycler or designated collection point.
If not recycling, break, crush or puncture and bury empty containers in a local authority landfill. If no landfill is available, bury the containers below 500 mm in a disposal pit specifically marked and set up for this purpose clear of waterways, desirable vegetation and tree roots.
Empty containers and product should not be burnt.

SAFETY DIRECTIONS
Will damage the skin. Will irritate the eyes. Avoid contact with eyes and skin. When opening the container and preparing spray and using the prepared spray, wear cotton overalls buttoned to the neck and wrist and a washable hat, elbow-length butyl rubber gloves and goggles.
If product on skin, immediately wash area with soap and water. If product in eyes, wash it out immediately with water. Wash hands after use. After each day's use, wash gloves, goggles and contaminated clothing.

APVMA Approval No: 61576/1L/1008
Genfarm Crop Protection Pty Ltd
Suite 2, Level 3, 64 Talavera Road,
Macquarie Park NSW 2113
Tel: (02) 9889 5400
Product Support Tel: 1800 44 88 92

FIRST AID
If poisoning occurs, contact a doctor or Poisons Information Centre (Phone Australia: 13 11 26).

MATERIAL SAFETY DATA SHEET
Additional information is listed in the Material Safety Data Sheet, which is available from the supplier.

CONDITIONS OF SALE
The use of this product is beyond the control of Genfarm Crop Protection Pty Ltd. No warranty is expressed or implied regarding the suitability or efficiency for any purpose for which it is used by the buyer. Genfarm Crop Protection Pty Ltd accepts no responsibility for any consequences resulting from the use of this product. Genfarm Crop Protection Pty Ltd will not be held liable for any loss, injury or damage arising from the sale, supply or use of this product, whether through negligence or otherwise. No responsibility will be accepted for any consequences whatsoever resulting from the use of this product.

IN A TRANSPORT EMERGENCY
DIAL 000
POLICE OR FIRE BRIGADE

FOR SPECIALIST ADVICE
IN AN EMERGENCY DIAL
1800 033 111
24 HOURS AUSTRALIA WIDE



129mm wide

127mm deep

YOUR PROOF

job#: 157530
 name: 01 Oxyfluorfen 240EC 1L Base
 client: Genfarm
 date: 18/09/2008

This proof is **NOT** a true representation of the final colours that will be printed

OK to proceed
 Further proof required

sign: _____
 date: _____

NO responsibility will be taken for errors not noted on this signed proof.

PLEASE EXAMINE THIS PROOF VERY CAREFULLY AND RETURN SIGNED PROOF TO US FOR JOB TO PROCEED

PHILSTIC® **Philstic Labels Ltd**
 Phone +64 9 630 5822
 Fax +64 9 630 0957

- Dieline
- Book area (128mm x 100mm)
- Black

100% on A3

CAUTION
KEEP OUT OF REACH OF CHILDREN
READ SAFETY DIRECTIONS BEFORE OPENING OR USING

Genfarm
OXYFLUORFEN 240EC
HERBICIDE

ACTIVE CONSTITUENT: 240 g/L OXYFLUORFEN
SOLVENTS: 100 g/L N-METHYL PYRROLIDONE
605 g/L LIQUID HYDROCARBONS

GROUP G HERBICIDE

For selective weed control of broadleaf weeds and some grasses as specified in the Directions for Use table.

IMPORTANT: READ THE ATTACHED BOOKLET BEFORE USE



CONTENTS: 5 LITRES



140mm deep

140mm wide



YOUR PROOF

job#: 157530
name: 02 Oxyfluorfen 240EC 5L Front
client: Genfarm
date: 10/09/2008

This proof is **NOT** a true representation of the final colours that will be printed

OK to proceed
 Further proof required
sign: _____
date: _____

NO responsibility will be taken for errors not noted on this signed proof.
PLEASE EXAMINE THIS PROOF VERY CAREFULLY AND RETURN SIGNED PROOF TO US FOR JOB TO PROCEED

PHILSTIC® *Philstic Labels Ltd*
Phone +64 9 630 5822
Fax +64 9 630 0957

 Dieline

 PMS 682

 PMS 348

 PMS 654

 Black

100% on A3



Genfarm

OXYFLUORFEN 240EC

HERBICIDE

STORAGE AND DISPOSAL
Store in the closed, original container in a cool, well-ventilated area. Do not store for prolonged periods in direct sunlight. Triple or preferably pressure rinse containers before disposal. Add rinsings to spray tank. Do not dispose of undiluted chemicals on site. If recycling, replace cap and return clean containers to recycler or designated collection point. If not recycling, break, crush or puncture and bury empty containers in a local authority landfill. If no landfill is available, bury the containers below 500 mm in a disposal pit specifically marked and set up for this purpose clear of waterways, desirable vegetation and tree roots. Empty containers and product should not be burnt.

SAFETY DIRECTIONS
Will damage the skin. Will irritate the eyes. Avoid contact with eyes and skin. When opening the container and preparing spray and using the prepared spray, wear cotton overalls buttoned to the neck and wrist and a washable hat, elbow-length butyl rubber gloves and goggles. If product on skin, immediately wash area with soap and water. If product in eyes, wash it out immediately with water. Wash hands after use. After each day's use, wash gloves, goggles and contaminated clothing.

FIRST AID
If poisoning occurs, contact a doctor or Poisons Information Centre (Phone Australia: 13 11 26).

APVMA Approval No: 61576/5L/1008

Genfarm Crop Protection Pty Ltd
Suite 2, Level 3, 64 Talavera Road,
Macquarie Park NSW 2113
Tel: (02) 9889 5400
Product Support Tel: 1800 44 88 92

MATERIAL SAFETY DATA SHEET
Additional information is listed in the Material Safety Data Sheet, which is available from the supplier.

CONDITIONS OF SALE
The use of this product is beyond the control of Genfarm Crop Protection Pty Ltd. No warranty is expressed or implied regarding the suitability or efficiency for any purpose for which it is used by the buyer. Genfarm Crop Protection Pty Ltd accepts no responsibility for any consequences resulting from the use of this product. Genfarm Crop Protection Pty Ltd will not be held liable for any loss, injury or damage arising from the sale, supply or use of this product, whether through negligence or otherwise. No responsibility will be accepted for any consequences whatsoever resulting from the use of this product.

IN A TRANSPORT EMERGENCY
DIAL 000
POLICE OR FIRE BRIGADE

FOR SPECIALIST ADVICE
IN AN EMERGENCY DIAL
1800 033 111
24 HOURS AUSTRALIA WIDE

Batch No:

Date of Manufacture:


 9 335371 002454



140mm deep

140mm wide

YOUR PROOF

job#: 157530
 name: 03 Oxyfluorfen 240EC 5L Top
 client: Genfarm
 date: 10/08/2008

This proof is **NOT** a true representation of the final colours that will be printed

OK to proceed
 Further proof required
 sign: _____
 date: _____

NO responsibility will be taken for errors not noted on this signed proof.
PLEASE EXAMINE THIS PROOF VERY CAREFULLY AND RETURN SIGNED PROOF TO US FOR JOB TO PROCEED

PHILSTIC® **Philstic Labels Ltd**
 Phone +64 9 630 5822
 Fax +64 9 630 0957

- Dieline
- PMS 682
- PMS 348
- PMS 654
- Black

100% on A3

PHILSTIC MULTIFOLD

Genfarm

OXYFLUORFEN 240EC

HERBICIDE

STORAGE AND DISPOSAL
Store in the closed, original container in a cool, well-ventilated area. Do not store for prolonged periods in direct sunlight.
Triple or preferably pressure rinse containers before disposal. Add rinsings to spray tank.
Do not dispose of undiluted chemicals on site.
If recycling, replace cap and return clean containers to recycler or designated collection point.
If not recycling, break, crush or puncture and bury empty containers in a local authority landfill. If no landfill is available, bury the containers below 500 mm in a disposal pit specifically marked and set up for this purpose clear of waterways, desirable vegetation and tree roots.
Empty containers and product should not be burnt.

SAFETY DIRECTIONS
Will damage the skin. Will irritate the eyes. Avoid contact with eyes and skin. When opening the container and preparing spray and using the prepared spray, wear cotton overalls buttoned to the neck and wrist and a washable hat, elbow-length butyl rubber gloves and goggles.
If product on skin, immediately wash area with soap and water. If product in eyes, wash it out immediately with water. Wash hands after use. After each day's use, wash gloves, goggles and contaminated clothing.

APVMA Approval No: 61576/5L/1008
Genfarm Crop Protection Pty Ltd
Suite 2, Level 3, 64 Talavera Road,
Macquarie Park NSW 2113
Tel: (02) 9889 5400
Product Support Tel: 1800 44 88 92

FIRST AID
If poisoning occurs, contact a doctor or Poisons Information Centre (Phone Australia: 13 11 26).

MATERIAL SAFETY DATA SHEET
Additional information is listed in the Material Safety Data Sheet, which is available from the supplier.

CONDITIONS OF SALE
The use of this product is beyond the control of Genfarm Crop Protection Pty Ltd. No warranty is expressed or implied regarding the suitability or efficiency for any purpose for which it is used by the buyer. Genfarm Crop Protection Pty Ltd accepts no responsibility for any consequences resulting from the use of this product. Genfarm Crop Protection Pty Ltd will not be held liable for any loss, injury or damage arising from the sale, supply or use of this product, whether through negligence or otherwise. No responsibility will be accepted for any consequences whatsoever resulting from the use of this product.

**IN A TRANSPORT EMERGENCY
DIAL 000
POLICE OR FIRE BRIGADE**

**FOR SPECIALIST ADVICE
IN AN EMERGENCY DIAL
1800 033 111
24 HOURS AUSTRALIA WIDE**

137mm deep

139mm wide

YOUR PROOF

job#: 157530

name: 04 Oxyfluorfen 240EC 5L Base

client: Genfarm

date: 10/09/2008

This proof is **NOT** a true representation of the final colours that will be printed

OK to proceed

Further proof required

sign: _____

date: _____

NO responsibility will be taken for errors not noted on this signed proof.
PLEASE EXAMINE THIS PROOF VERY CAREFULLY AND RETURN SIGNED PROOF TO US FOR JOB TO PROCEED

PHILSTIC Philstic Labels Ltd
 Phone +64 9 630 5822
 Fax +64 9 630 0957

Dieline

Book area (168mm x 140mm)

Black

CAUTION
KEEP OUT OF REACH OF CHILDREN
READ SAFETY DIRECTIONS BEFORE OPENING OR USING

Genfarm
OXYFLUORFEN 240EC
HERBICIDE

ACTIVE CONSTITUENT: 240 g/L OXYFLUORFEN
SOLVENTS: 100 g/L N-METHYL PYRROLIDONE
605 g/L LIQUID HYDROCARBONS

GROUP G HERBICIDE

For selective weed control of broadleaf weeds and some grasses as specified in the Directions for Use table.

IMPORTANT: READ THE ATTACHED BOOKLET BEFORE USE



CONTENTS: 10 LITRES



170mm deep

170mm wide



100% on A3

YOUR PROOF

job#: 157530
name: 02 Oxyfluorfen 240EC 10L F
client: Genfarm
date: 10/09/2008

This proof is **NOT** a true representation of the final colours that will be printed

- OK to proceed
 Further proof required

sign: _____
date: _____

NO responsibility will be taken for errors not noted on this signed proof.
PLEASE EXAMINE THIS PROOF VERY CAREFULLY AND RETURN SIGNED PROOF TO US FOR JOB TO PROCEED

PHILSTIC® **Philstic Labels Ltd**
Phone +64 9 630 5822
Fax +64 9 630 0957

 **Dieline**

 **PMS 682**

 **PMS 348**

 **PMS 654**

 **Black**

100% on A3

PEEL
HERE

Genfarm

OXYFLUORFEN 240EC

HERBICIDE

STORAGE AND DISPOSAL

Store in the closed, original container in a cool, well-ventilated area. Do not store for prolonged periods in direct sunlight. Triple or preferably pressure rinse containers before disposal. Add rinsings to spray tank. Do not dispose of undiluted chemicals on site. If recycling, replace cap and return clean containers to recycler or designated collection point. If not recycling, break, crush or puncture and bury empty containers in a local authority landfill. If no landfill is available, bury the containers below 500 mm in a disposal pit specifically marked and set up for this purpose clear of waterways, desirable vegetation and tree roots. Empty containers and product should not be burnt.

SAFETY DIRECTIONS

Will damage the skin. Will irritate the eyes. Avoid contact with eyes and skin. When opening the container and preparing spray and using the prepared spray, wear cotton overalls buttoned to the neck and wrist and a washable hat, elbow-length butyl rubber gloves and goggles. If product on skin, immediately wash area with soap and water. If product in eyes, wash it out immediately with water. Wash hands after use. After each day's use, wash gloves, goggles and contaminated clothing.

FIRST AID

If poisoning occurs, contact a doctor or Poisons Information Centre (Phone Australia: 13 11 26).

MATERIAL SAFETY DATA SHEET

Additional information is listed in the Material Safety Data Sheet, which is available from the supplier.

APVMA Approval No: 61576/10L/1008

Genfarm Crop Protection Pty Ltd
Suite 2, Level 3, 64 Talavera Road,
Macquarie Park NSW 2113
Tel: (02) 9889 5400
Product Support Tel: 1800 44 88 92

CONDITIONS OF SALE

The use of this product is beyond the control of Genfarm Crop Protection Pty Ltd. No warranty is expressed or implied regarding the suitability or efficiency for any purpose for which it is used by the buyer. Genfarm Crop Protection Pty Ltd accepts no responsibility for any consequences resulting from the use of this product. Genfarm Crop Protection Pty Ltd will not be held liable for any loss, injury or damage arising from the sale, supply or use of this product, whether through negligence or otherwise. No responsibility will be accepted for any consequences whatsoever resulting from the use of this product.

IN A TRANSPORT EMERGENCY
DIAL 000
POLICE OR FIRE BRIGADE

FOR SPECIALIST ADVICE
IN AN EMERGENCY DIAL
1800 033 111
24 HOURS AUSTRALIA WIDE

Batch No:

Date of Manufacture:



170mm deep

170mm wide

YOUR PROOF

job#: 157530
 name: 03 Oxyfuorfen 240EC 10L Top
 client: Genfarm
 date: 10/09/2008






This proof is **NOT** a true representation of the final colours that will be printed

OK to proceed
 Further proof required

sign: _____
 date: _____

NO responsibility will be taken for errors not noted on this signed proof. PLEASE EXAMINE THIS PROOF VERY CAREFULLY AND RETURN SIGNED PROOF TO US FOR JOB TO PROCEED

PHILSTIC Philstic Labels Ltd
 Phone +64 9 630 5822
 Fax +64 9 630 0957

-  Dieline
-  PMS 682
-  PMS 348
-  PMS 654
-  Black

100% on A3

Genfarm

OXYFLUORFEN 240EC

HERBICIDE

STORAGE AND DISPOSAL

Store in the closed, original container in a cool, well-ventilated area. Do not store for prolonged periods in direct sunlight.

Triple or preferably pressure rinse containers before disposal. Add rinsings to spray tank. Do not dispose of undiluted chemicals on site. If recycling, replace cap and return clean containers to recycler or designated collection point.

If not recycling, break, crush or puncture and bury empty containers in a local authority landfill. If no landfill is available, bury the containers below 500 mm in a disposal pit specifically marked and set up for this purpose clear of waterways, desirable vegetation and tree roots.

Empty containers and product should not be burnt.

SAFETY DIRECTIONS

Will damage the skin. Will irritate the eyes. Avoid contact with eyes and skin. When opening the container and preparing spray and using the prepared spray, wear cotton overalls buttoned to the neck and wrist and a washable hat, elbow-length butyl rubber gloves and goggles. If product on skin, immediately wash area with soap and water. If product in eyes, wash it out immediately with water. Wash hands after use. After each day's use, wash gloves, goggles and contaminated clothing.

APVMA Approval No: 61576/10L/1008

Genfarm Crop Protection Pty Ltd
Suite 2, Level 3, 64 Talavera Road,
Macquarie Park NSW 2113
Tel: (02) 9889 5400
Product Support Tel: 1800 44 88 92

FIRST AID

If poisoning occurs, contact a doctor or Poisons Information Centre (Phone Australia: 13 11 26).

MATERIAL SAFETY DATA SHEET

Additional information is listed in the Material Safety Data Sheet, which is available from the supplier.

CONDITIONS OF SALE

The use of this product is beyond the control of Genfarm Crop Protection Pty Ltd. No warranty is expressed or implied regarding the suitability or efficiency for any purpose for which it is used by the buyer. Genfarm Crop Protection Pty Ltd accepts no responsibility for any consequences resulting from the use of this product. Genfarm Crop Protection Pty Ltd will not be held liable for any loss, injury or damage arising from the sale, supply or use of this product, whether through negligence or otherwise. No responsibility will be accepted for any consequences whatsoever resulting from the use of this product.

**IN A TRANSPORT EMERGENCY
DIAL 000
POLICE OR FIRE BRIGADE**

**FOR SPECIALIST ADVICE
IN AN EMERGENCY DIAL
1800 033 111
24 HOURS AUSTRALIA WIDE**



PHILSTIC MULTIFOLD

167mm deep

169mm wide

YOUR PROOF

job#: 157530
name: 03 Oxyfluorfen 240EC 10L Base
client: Genfarm
date: 10/09/2008

This proof is **NOT** a true representation of the final colours that will be printed

- OK to proceed
 Further proof required

sign: _____
date: _____

NO responsibility will be taken for errors not noted on this signed proof. PLEASE EXAMINE THIS PROOF VERY CAREFULLY AND RETURN SIGNED PROOF TO US FOR JOB TO PROCEED

PHILSTIC® **Philstic Labels Ltd**
Phone +64 9 630 5822
Fax +64 9 630 0957

 Dieline

 Book area (168mm x 140mm)

 Black

100% on A3

CAUTION
KEEP OUT OF REACH OF CHILDREN
READ SAFETY DIRECTIONS BEFORE OPENING OR USING

Genfarm
OXYFLUORFEN 240EC
HERBICIDE

ACTIVE CONSTITUENT: 240 g/L OXYFLUORFEN
SOLVENTS: 100 g/L N-METHYL PYRROLIDONE
605 g/L LIQUID HYDROCARBONS

GROUP G HERBICIDE

For selective weed control of broadleaf weeds and some grasses as specified in the Directions for Use table.

IMPORTANT: READ THE ATTACHED BOOKLET BEFORE USE



CONTENTS: 20 LITRES



170mm deep

170mm wide



YOUR PROOF

job#: 157530
name: 02 Oxyfluoren 240EC 20L F
client: Genfarm
date: 10/09/2008

This proof is **NOT** a true representation of the final colours that will be printed

OK to proceed
 Further proof required
sign: _____
date: _____

NO responsibility will be taken for errors not noted on this signed proof.
PLEASE EXAMINE THIS PROOF VERY CAREFULLY AND RETURN SIGNED PROOF TO US FOR JOB TO PROCEED

PHILSTIC® **Philstic Labels Ltd**
Phone +64 9 630 5822
Fax +64 9 630 0957

Dieline

PMS 682

PMS 348

PMS 654

Black

100% on A3

PEEL HERE

Genfarm

OXYFLUORFEN 240EC

HERBICIDE

STORAGE AND DISPOSAL
Store in the closed, original container in a cool, well-ventilated area. Do not store for prolonged periods in direct sunlight. Triple or preferably pressure rinse containers before disposal. Add rinsings to spray tank.
Do not dispose of undiluted chemicals on site.
If recycling, replace cap and return clean containers to recycler or designated collection point.
If not recycling, break, crush or puncture and bury empty containers in a local authority landfill. If no landfill is available, bury the containers below 500 mm in a disposal pit specifically marked and set up for this purpose clear of waterways, desirable vegetation and tree roots.
Empty containers and product should not be burnt.

SAFETY DIRECTIONS
Will damage the skin. Will irritate the eyes. Avoid contact with eyes and skin. When opening the container and preparing spray and using the prepared spray, wear cotton overalls buttoned to the neck and wrist and a washable hat, elbow-length butyl rubber gloves and goggles.
If product on skin, immediately wash area with soap and water. If product in eyes, wash it out immediately with water. Wash hands after use. After each day's use, wash gloves, goggles and contaminated clothing.

FIRST AID
If poisoning occurs, contact a doctor or Poisons Information Centre (Phone Australia: 13 11 26).

MATERIAL SAFETY DATA SHEET
Additional information is listed in the Material Safety Data Sheet, which is available from the supplier.

APVMA Approval No: 61576/20L/1008
Genfarm Crop Protection Pty Ltd
Suite 2, Level 3, 64 Talavera Road,
Macquarie Park NSW 2113
Tel: (02) 9889 5400
Product Support Tel: 1800 44 88 92

CONDITIONS OF SALE
The use of this product is beyond the control of Genfarm Crop Protection Pty Ltd. No warranty is expressed or implied regarding the suitability or efficiency for any purpose for which it is used by the buyer. Genfarm Crop Protection Pty Ltd accepts no responsibility for any consequences resulting from the use of this product. Genfarm Crop Protection Pty Ltd will not be held liable for any loss, injury or damage arising from the sale, supply or use of this product, whether through negligence or otherwise. No responsibility will be accepted for any consequences whatsoever resulting from the use of this product.

IN A TRANSPORT EMERGENCY
DIAL 000
POLICE OR FIRE BRIGADE

FOR SPECIALIST ADVICE
IN AN EMERGENCY DIAL
1800 033 111
24 HOURS AUSTRALIA WIDE

Batch No:

Date of Manufacture:




 9 335371 002478

170mm wide

170mm deep

YOUR PROOF

job#: 157530
 name: 03 Oxyfluorfen 240EC 20L Top
 client: Genfarm
 date: 10/09/2008

This proof is **NOT** a true representation of the final colours that will be printed

OK to proceed
 Further proof required
 sign: _____
 date: _____

NO responsibility will be taken for errors not noted on this signed proof.
PLEASE EXAMINE THIS PROOF VERY CAREFULLY AND RETURN SIGNED PROOF TO US FOR JOB TO PROCEED

PHILSTIC® **Philstic Labels Ltd**
 Phone +64 9 630 5822
 Fax +64 9 630 0957

- Dieline
- PMS 682
- PMS 348
- PMS 654
- Black

100% on A3

Genfarm

OXYFLUORFEN 240EC

HERBICIDE

STORAGE AND DISPOSAL

Store in the closed, original container in a cool, well-ventilated area. Do not store for prolonged periods in direct sunlight.

Triple or preferably pressure rinse containers before disposal. Add rinsings to spray tank. Do not dispose of undiluted chemicals on site. If recycling, replace cap and return clean containers to recycler or designated collection point.

If not recycling, break, crush or puncture and bury empty containers in a local authority landfill. If no landfill is available, bury the containers below 500 mm in a disposal pit specifically marked and set up for this purpose clear of waterways, desirable vegetation and tree roots.

Empty containers and product should not be burnt.

SAFETY DIRECTIONS

Will damage the skin. Will irritate the eyes. Avoid contact with eyes and skin. When opening the container and preparing spray and using the prepared spray, wear cotton overalls buttoned to the neck and wrist and a washable hat, elbow-length butyl rubber gloves and goggles. If product on skin, immediately wash area with soap and water. If product in eyes, wash it out immediately with water. Wash hands after use. After each day's use, wash gloves, goggles and contaminated clothing.

APVMA Approval No: 61576/20L/1008

Genfarm Crop Protection Pty Ltd
Suite 2, Level 3, 64 Talavera Road,
Macquarie Park NSW 2113
Tel: (02) 9889 5400
Product Support Tel: 1800 44 88 92

FIRST AID

If poisoning occurs, contact a doctor or Poisons Information Centre (Phone Australia: 13 11 26).

MATERIAL SAFETY DATA SHEET

Additional information is listed in the Material Safety Data Sheet, which is available from the supplier.

CONDITIONS OF SALE

The use of this product is beyond the control of Genfarm Crop Protection Pty Ltd. No warranty is expressed or implied regarding the suitability or efficiency for any purpose for which it is used by the buyer. Genfarm Crop Protection Pty Ltd accepts no responsibility for any consequences resulting from the use of this product. Genfarm Crop Protection Pty Ltd will not be held liable for any loss, injury or damage arising from the sale, supply or use of this product, whether through negligence or otherwise. No responsibility will be accepted for any consequences whatsoever resulting from the use of this product.

**IN A TRANSPORT EMERGENCY
DIAL 000
POLICE OR FIRE BRIGADE**

**FOR SPECIALIST ADVICE
IN AN EMERGENCY DIAL
1800 033 111
24 HOURS AUSTRALIA WIDE**



PHILSTIC MULTIFOLD

167mm deep

169mm wide

YOUR PROOF

job#: 157530

name: 04 Oxyfluorfen 240EC 20L Base

client: Genfarm

date: 10/09/2008

This proof is **NOT** a true representation of the final colours that will be printed

OK to proceed

Further proof required

sign: _____

date: _____

NO responsibility will be taken for errors not noted on this signed proof.

PLEASE EXAMINE THIS PROOF VERY CAREFULLY AND RETURN SIGNED PROOF TO US FOR JOB TO PROCEED

PHILSTIC Philstic Labels Ltd
Phone +64 9 630 5822
Fax +64 9 630 0957

Dieline

Book area (168mm x 140mm)

Black

CAUTION
KEEP OUT OF REACH OF CHILDREN
READ SAFETY DIRECTIONS BEFORE OPENING OR USING

GENFARM OXYFLUORFEN 240EC HERBICIDE

ACTIVE CONSTITUENT: 240g/L OXYFLUORFEN
SOLVENTS: 100 g/L N-METHYL PYRROLIDONE
605 g/L LIQUID HYDROCARBON

GROUP G HERBICIDE

FOR SELECTIVE WEED CONTROL OF BROADLEAF WEEDS AND SOME GRASSES AS SPECIFIED IN THE DIRECTIONS FOR USE TABLE.



IMPORTANT: Read this booklet before use

APVMA APPROVAL NO: 61576/1008

Genfarm Crop Protection Pty Ltd
Suite 2, Level 3, 64 Talavera Road,
Macquarie Park, NSW, 2113
Tel: (02) 9889 5400

DIRECTIONS FOR USE

CROP USE OR SITUATION	WEEDS CONTROLLED	TIME OF APPLICATION	RATE
Treefruit, Nuts and Vines not less than 3 years old DORMANT APPLICATION Peaches Plums Apricots Almonds Grape Vines Olive Trees Apples Pears Macadamias Pecans Walnuts	Refer to Weeds Controlled list	Weed free soil	3 or 4 L/ha
		Emerged weeds present	
Peaches Plums Apricots Almonds Grapevines Apples Pears Macadamias Pecans Walnuts	Refer to Genfarm Panzer 360 label	Refer to Genfarm Panzer 360 label	75 mL/ha plus Genfarm Panzer 360 at recommended label rates.
Duboisia	Refer to Weeds Controlled list	Weed free soil	4 or 8 L/ha
		Weeds at the 4 to 6 true-leaf stage	

CRITICAL COMMENTS
DO NOT apply GENFARM OXYFLUORFEN 240EC Herbicide once bud swell has occurred. Apply to freshly cultivated weed free soil. Use the higher rate when longer residual control is required (up to 4 months). Where grass weeds are expected to be a major problem, or when control of a wider weed spectrum is required, mix the lower rate with 4.5L SURFLAN ² 500 per treated hectare. Read and follow all label directions.
DO NOT apply GENFARM OXYFLUORFEN 240EC Herbicide once bud swell has occurred. Use the higher rate when longer residual control is required (up to 4 months). When light infestations of weeds are present, apply as a tank mix with GENFARM PANZER 360 to produce both knockdown and residual control. Read and follow all label directions. Where weed growth is large and dense, weeds must be eliminated prior to application of GENFARM OXYFLUORFEN 240EC Herbicide, using GENFARM PANZER 360 or mechanical means.
Addition of GENFARM OXYFLUORFEN 240EC Herbicide to GENFARM PANZER 360 will improve knockdown and increase the speed at which treated weeds develop visible symptoms of phytotoxicity (compared to results achieved with GENFARM PANZER 360 applied alone), and give control of annual Nettles, <i>Urtica</i> spp. and Marshmallow, <i>Malva parviflora</i> . For rates of GENFARM PANZER 360, refer to the appropriate label. Read and follow all label directions. DO NOT apply the tank mix of Genfarm Panzer 360 and GENFARM OXYFLUORFEN 240EC near trees or vines less than 3 years old unless they are effectively shielded from spray and spray drift.
Apply after transplanting of young seedlings or after harvest of mature plants. Use the higher dosage where longer residual control (up to 6 months) is required. "over-the-top" application will be tolerated.
Best results are achieved when applied to moist soil free of weeds. However, some recently germinated small seedling grasses and broadleaf weeds (4 to 6 true leaves) will be controlled with these rates. Established larger weeds must be eliminated by mechanical means prior to application of GENFARM OXYFLUORFEN 240EC Herbicide. Add a non-ionic surfactant (at its recommended rate) to enhance activity.

CROP USE OR SITUATION	WEEDS CONTROLLED	TIME OF APPLICATION	RATE
Tropical and Subtropical Fruit (inedible peel) Mango, Cherimoya Durian, Feijoa, Guava, Jackfruit, Longan, Mangosteen, Avocado Passionfruit Kiwi Fruit Custard Apple Lychee Pawpaw Longan Rambutan Star apple	Refer to Weeds Controlled list	Weed free soil	4 L/ha
		Emerged weeds present	
Brassica Crops Cabbages Cauliflower Broccoli	Refer to Weeds Controlled list	Weed free soil	1.5 to 2 L/ha
Onions (seeded)	Blackberry nightshade, Dock, Crowfoot, Fumitory (Pinkweed), Hogweed (Wireweed), Plantain, Sorrel, Volunteer Potato, Potato Weed, Milk Thistle, Deadnettle, Common Cotula, Groundsel	Hook leaf stage	50 – 100 mL/ha
		1½ to 2½ true leaf stage	350 – 500 mL/ha

CRITICAL COMMENTS
Best results are obtained when applied to moist soil free of weeds and followed by rainfall or irrigation.
If weeds are present, GENFARM OXYFLUORFEN 240EC Herbicide should be applied as a tank mix with recommended rates of GENFARM PANZER 360 , Genfarm Di-Par 250 ³ or Genfarm Paraquat 250 ³ . Read and follow all label directions.
Apply GENFARM OXYFLUORFEN 240EC Herbicide to prepared ground 4 to 7 days prior to transplanting. If soil is dry, irrigation or rainfall is required prior to transplanting for activation of GENFARM OXYFLUORFEN 240EC Herbicide. Utilise transplanting techniques which cause minimal soil disturbance. Excessive soil disturbance will lessen herbicidal activity. Use the higher rate in situations where weed pressure is known to be heavy.
Do not exceed 100 mL/ha at the hook leaf stage as excessive crop damage may occur.
Best results are obtained when the hook leaf stage treatment is followed by a further application of GENFARM OXYFLUORFEN 240EC Herbicide when onions are at the 1½ to 2½ true leaf stage. Apply GENFARM OXYFLUORFEN 240EC Herbicide in at least 100 L/ha water at pressures below 150 kPa. DO NOT exceed 150 kPa pressure because excessive crop damage could result. Multiple treatments may be applied provided the total dose does not exceed 2 L/ha in one season. For control of other weeds, use in a program with other registered herbicides. NOTE: Can cause flecking, twisting or stunting of onion plants although such symptoms are normally short-lived. DO NOT apply in conditions of very high humidity. DO NOT apply to weeds or crops which are stressed by prevailing weather conditions, disease or mechanical damage. DO NOT use wetting agents or other adjuvants.

CROP USE OR SITUATION	WEEDS CONTROLLED	TIME OF APPLICATION	RATE
Tobacco	Refer to Weeds Controlled list	Weed free soil	4 L/ha
Coffee	Refer to Weeds Controlled list	Weed free soil	2 to 4 L/ha
		Weeds at the 2 to 4 true leaf stage	
Forestry Trees	Broadleaf weeds and grasses	Weeds at the 4 to 6 true leaf stage	4 L/ha or 4 mL/10 m ²
Pyrethrum – as bare rooted transplants or seedlings	Refer to Weeds Controlled list (except chickweed)	Pre-plant incorporated into weed free soil worked to a fine tilth	4 or 6 L/ha
PRIOR TO SOWING Winter Cereals	Refer to GENFARM PANZER 450 or GENFARM PANZER 360 label	Refer to GENFARM PANZER 450 or GENFARM PANZER 360 label	75 mL/ha plus GENFARM PANZER 450 or GENFARM PANZER 360 at recommended label rates
PRIOR TO SOWING Cotton			

When using GENFARM Oxyfluorfen 240EC Herbicide in combination with other herbicides, refer to the appropriate label and read and follow all label directions.

NOT TO BE USED FOR ANY PURPOSE, OR IN ANY MANNER, CONTRARY TO THE LABEL UNLESS

WITHHOLDING PERIODS:

GRAZING DO NOT GRAZE TREATED WEEDS.
HARVEST NOT REQUIRED WHEN USED AS DIRECTED.

CRITICAL COMMENTS
Use to control weeds along spray lines only. Do NOT apply to tobacco crop. Apply to soil after solid-set irrigation system has been laid out in the field. GENFARM OXYFLUORFEN 240EC Herbicide should be applied to a moist soil. Where very small weeds (2-3 leaf) emerge prior to spraying, the addition of a wetting agent to the spray mixture is necessary for effective control. Should the weeds be more advanced, the addition of 2 L Diquat 200 is required. Avoid spray drift.
Apply after transplanting coffee plants or under established bushes. Use the higher rate where longer residual activity (up to 4 months) is required. Best results are achieved when applied to moist soil, free of weeds with follow-up irrigation.
When seedlings are present, apply as a tank mix with Paraquat 250 to produce both knockdown and residual control. AGRAL 600 should be used in the spray mixture at 250 mL/100 L. Apply as a directed spray to avoid contact with coffee plants. Mature established weeds must be eliminated by mechanical or chemical means prior to application.
For the establishment of trees for approved farm practices such as wind breaks, erosion control, woodlots and forestry plantings. When applying as a post-plant spray, ensure spray is directed to the base of seedlings, or that seedlings are protected. Do not apply under hot or windy conditions.
Apply prior to final soil preparation. The preferred implements for final soil preparation would be either a multiple tyne cultivator or rotary harrows. Use the 6 L/ha rate for heavy black clay soils only (as found in the Derwent and Coal River Valleys, Tasmania). GENFARM OXYFLUORFEN 240EC Herbicide will not provide consistent control of chickweed.
Addition of GENFARM OXYFLUORFEN 240EC Herbicide to GENFARM PANZER 450 or GENFARM PANZER 360 will improve knockdown and increase the speed at which treated weeds develop visible symptoms of phytotoxicity (compared to results achieved with GENFARM PANZER 450 or GENFARM PANZER 360 applied alone), and give control of annual Nettles, <i>Urtica</i> spp. and Marshmallow, <i>Malva parviflora</i> .

AUTHORISED UNDER APPROPRIATE LEGISLATION.

Weeds Controlled by GENFARM OXYFLUORFEN 240EC Herbicide include the following:

BEFORE GERMINATION

Amsinckia *Amsinckia* spp.
Barley grass *Hordeum leporinum*
Barnyard grass *Echinochloa* spp.
Blackberry nightshade *Solanum nigrum*
Bladder ketmia *Hibiscus trionum*
Burrgrass *Cenchrus australis*
Caltrop *Tribulus terrestris*
Capeweed *Arctotheca calendula*
Chickweed *Stellaria media*
Crowsfoot grass *Eleusine indica*
Deadnettle *Lamium amplexicaule*
Fat hen *Chenopodium album*
Giant pigweed *Trianthema portulacastrum*
Liverseed grass *Urochloa panicoides*
Lovegrass *Eragrostis* spp.
Pigeon grass *Setaria* spp.
Pigweed *Portulaca oleracea*
Prickly lettuce *Lactuca* spp.
Red Natal grass *Rhynchelytrum repens*
Redshank *Amaranthus cruentus*
Ryegrass *Lolium* spp.
Sesbania pea *Sesbania cannabina*
Shepherd's purse *Capsella bursa-pastoris*
Small Flowered Mallow *Malva parviflora*
Soursob *Oxalis pes-caprae*
Sowthistle *Sonchus oleraceus*
Starburr *Acanthospermum hispidum*
Stinkgrass *Eragrostis cilianensis*
Summer grass *Digitaria* spp.
Thornapple *Datura stramonium*
White eye *Richardia brasiliensis*
Wild mustard *Sisymbrium* spp.
Wild radish *Raphanus raphanistrum*
Wireweed *Polygonum aviculare*

SEEDLINGS (less than 4 true leaf)

Amsinckia *Amsinckia* spp.
Bellvine *Ipomoea* spp.
Capeweed *Arctotheca calendula*
Common cotula *Cotula australis*
Growsfoot grass *Eleusine indica*
Deadnettle *Lamium amplexicaule*
Groundsel *Senecio vulgaris*
Liverseed grass *Urochloa panicoides*
Small Flowered Mallow *Malva parviflora*
Pigweed *Portulaca oleracea*
Potato weed *Galinsoga parviflora*
Redshank *Amaranthus cruentus*
Shepherd's purse *Capsella bursa-pastoris*
Sowthistle *Sonchus oleraceus*
Stinging nettle *Urtica urens*
Stinkgrass *Eragrostis cilianensis*
Wild radish *Raphanus raphanistrum*

GENERAL INSTRUCTIONS

RESISTANT WEEDS WARNING

GROUP G HERBICIDE

GENFARM OXYFLUORFEN 240EC Herbicide is a member of the Diphenyl ether group of herbicides. The mode of action of GENFARM OXYFLUORFEN 240EC Herbicide is to inhibit protoporphyrinogen oxidase. For weed resistance management, GENFARM OXYFLUORFEN 240EC Herbicide is a Group G herbicide. Some naturally-occurring weed biotypes resistant to GENFARM OXYFLUORFEN 240EC Herbicide and other inhibitors of protoporphyrinogen oxidase herbicides may exist through normal genetic variability in any weed population. The resistant individuals can eventually dominate the weed population if these herbicides are used repeatedly. These weeds will not be controlled by GENFARM OXYFLUORFEN 240EC Herbicide or other inhibitors or protoporphyrinogen oxidase herbicides. Since the occurrence of resistant weeds is difficult to detect prior to use, Genfarm Crop Protection Pty Ltd accepts no liability for any losses that may result from the failure of GENFARM OXYFLUORFEN 240EC Herbicide to control resistant weeds.

TIMING

For optimum residual weed control, GENFARM OXYFLUORFEN 240EC Herbicide should be applied to the soil surface prior to weed emergence after all other agricultural operations, such as mechanical cultivation and re-shaping of irrigation furrows, have been completed. The area should be left undisturbed during the time period for which weed control is desired. When applied to seedling weeds, they should be young and actively growing. Weed control for up to 6 months is expected but spot treatment, with knockdown herbicides, for escape weeds and perennial grasses may be necessary.

MIXING

When using GENFARM OXYFLUORFEN 240EC Herbicide alone, fill the spray tank at least one-third full with clean water, add the recommended amount of GENFARM OXYFLUORFEN 240EC Herbicide while the pump and agitator are running, then complete filling the spray tank. A non-ionic surfactant, if required by label directions, should be added near the end of the filling process to minimize foaming. When tank mixing with Surflan 500, add to one-third filled tank and then add the GENFARM OXYFLUORFEN 240EC Herbicide during the filling operation. Maintain agitation during mixing and until spraying is completed. When tank mixing with GENFARM PANZER 450 or GENFARM PANZER 360, add these after GENFARM OXYFLUORFEN 240EC Herbicide during the filling operation. When using GENFARM OXYFLUORFEN 240EC Herbicide in combination with GENFARM PANZER 450, GENFARM PANZER 360 or Surflan 500, refer to the appropriate label and read and follow all label directions.

APPLICATION

Spray equipment should be calibrated carefully before use.

GENFARM OXYFLUORFEN 240EC Herbicide should be applied uniformly as a directed treatment to the base of tree and vine crops using flat fan or off-centre nozzles. Complete coverage of seedling weeds is required for maximum knockdown effect.

A water volume of 250 to 500 litres per hectare is recommended for treatments on bare soil.

A spray volume of 100 to 1350 litres per hectare is recommended where seedling weeds (4 to 6 leaf stage) are present. Ensure both weed foliage and the soil surface are sprayed. Use the higher volumes where weed density is high.

Tank mixtures of 75 mL/ha of GENFARM OXYFLUORFEN 240EC Herbicide with GENFARM PANZER 450 or GENFARM PANZER 360 herbicides, should be applied in 30 to 200 litres spray volume per hectare. For maximum residual control, GENFARM OXYFLUORFEN 240EC Herbicide should NOT be incorporated or disturbed after application.

CROP SAFETY

GENFARM OXYFLUORFEN 240EC Herbicide may be applied as directed around dormant peach, plum, apricot, almond, apple and pear trees and grapevines of all ages when applied at rates of less than 1.0 L/ha.

When applied at 3.0 L/ha and above, the trees and grape vines should be at least 3 years of age.

DO NOT apply GENFARM OXYFLUORFEN 240EC Herbicide once bud swell has occurred when using rates greater than 1.0 L/ha.

Duboisia seedlings and mature plants will tolerate “over-the-top” applications of GENFARM OXYFLUORFEN 240EC Herbicide. When using the 75 mL/ha rate, GENFARM OXYFLUORFEN 240EC Herbicide may be applied as directed prior to sowing winter cereals.

SAFE SOWING INTERVALS

GENFARM OXYFLUORFEN 240EC Herbicide at up to 75mL/ha may be safely applied 1 day prior to planting broadacre crops such as cereals (wheat, barley, oats, triticale), canola, pulses (lupins, faba beans, field peas) and undersown pastures (lucerne, clover, medics, ryegrass, phalaris, cocksfoot) and 7 days minimum prior to plating cotton or soybean, provided minimum tillage planting equipment is used with minimal soil disturbance. Inversion, mixing of soil surface with that in the planting zone or covering seed with treated soil may result in injury to the emerging crop seedlings. **Avoid covering the seed with soil treated with Genfarm OXYFLUORFEN during the planting operation to minimize crop injury.**

Genfarm OXYFLUORFEN has residual soil activity, especially when applied at rates greater than 75mL/ha and on small seeded horticultural crops. Plantback intervals in the following table for horticultural crops must be observed if more than 75mL/ha Genfarm OXYFLUORFEN has been applied.

Safe sowing Intervals for Horticultural Crops (Days)

Oxyfluorfen Herbicide rate	Up to 75mL/ha	1L/ha
Beans	7	60
Brassicas	14	90
Capsicums	14	90
Carrots	14	90
Cucurbits	14	60
Lettuce	14	90
Onions	21	180
Potatoes	7	60
Tomatoes	14	60

COMPATIBILITY

GENFARM OXYFLUORFEN 240EC Herbicide is compatible with Genfarm Panzer 360, Genfarm Panzer 450, Genfarm Panzer 510, Oryzalin 500, Genfarm Paraquat 250 Herbicide, Genfarm Di-Par 250, Diquat 200, Touchdown and Basta.

RE-ENTRY PERIOD

Do not allow entry into treated areas until the spray has dried. If prior entry is necessary, wear chemical resistant footwear.

PROTECTION OF CROPS, NATIVE AND OTHER NON-TARGET PLANTS

DO NOT apply under weather conditions, or from spraying equipment, that may cause spray to drift onto nearby susceptible plants/crops, cropping lands or pastures.

PROTECTION OF LIVESTOCK

Use with care when applying in areas frequented by stock.

PROTECTION OF WILDLIFE, FISH, CRUSTACEANS AND ENVIRONMENT

This product is highly toxic to wildlife and fish.

DO NOT contaminate streams, rivers or waterways with the chemical or used containers.

Use care when applying in areas frequented by wildlife or adjacent to any body of water.

STORAGE AND DISPOSAL

Store in the closed, original container in a cool, well-ventilated area. Do not store for prolonged periods in direct sunlight.

Triple or preferably pressure rinse containers before disposal. Add rinsings to spray tank.

Do not dispose of undiluted chemicals on site.

If recycling, replace cap and return clean containers to recycler or designated collection point.

If not recycling, break, crush or puncture and bury empty containers in a local authority landfill. If no landfill is available, bury the containers below 500 mm in a disposal pit specifically marked and set up for this purpose clear of waterways, desirable vegetation and tree roots.

Empty containers and product should not be burnt.

SAFETY DIRECTIONS

Will damage the skin. Will irritate the eyes. Avoid contact with eyes and skin. When opening the container and preparing spray and using the prepared spray, wear cotton overalls buttoned to the neck and wrist and a washable hat, elbow-length butyl rubber gloves and goggles.

If product on skin, immediately wash area with soap and water. If product in eyes, wash it out immediately with water. Wash hands after use. After each day's use, wash gloves, goggles and contaminated clothing.

FIRST AID

If poisoning occurs, contact a doctor or Poisons Information Centre (Phone Australia: 13 11 26).

MATERIAL SAFETY DATA SHEET

Additional information is listed in the Material Safety Data Sheet, which is available from the supplier.

CONDITIONS OF SALE

The use of this product is beyond the control of Genfarm Crop Protection Pty Ltd. No warranty is expressed or implied regarding the suitability or efficiency for any purpose for which it is used by the buyer. Genfarm Crop Protection Pty Ltd accepts no responsibility for any consequences resulting from the use of this product. Genfarm Crop Protection Pty Ltd will not be held liable for any loss, injury or damage arising from the sale, supply or use of this product, whether through negligence or otherwise. No responsibility will be accepted for any consequences whatsoever resulting from the use of this product.

Genfarm Crop Protection Pty Ltd

Suite 2, Level 3, 64 Talavera Road,

Macquarie Park,

NSW, 2113

Tel: (02) 9889 5400

THIS PAGE DOES NOT PRINT

Pages @ 100% on A3