

# POISON

KEEP OUT OF REACH OF CHILDREN

READ SAFETY DIRECTIONS BEFORE OPENING OR USING

# FMC Graslan™ Herbicide

ACTIVE CONSTITUENT:  
200 g/kg TEBUTHIURON

GROUP **C** HERBICIDE



For control of brighalow regrowth, tea tree regrowth, Mimosa pigra and certain problem woody weeds on grazing lands by hand, aerial and ground application as specified in the Directions for Use Table.

**FMC**

FMC Australasia Pty Ltd  
Level 2, Building B, 12 Jukes Ave  
North Ryde NSW 2113  
Phone: 1800 086 355

**DIRECTIONS FOR USE:****RESTRAINTS**

DO NOT apply this product to salt or erosion prone areas.

DO NOT apply this product within 100 metres of a recognised watercourse.

DO NOT apply Graslan on land with a slope greater than 20 percent (11 degrees).

DO NOT apply Graslan under conditions which will cause pellet movement to non-target areas during application.

RETAIN at least 20 percent of the original tree population in wildlife corridors that are at least 100 metres wide. These are essential for shade and protection of livestock and native fauna. Ideally, shelter belts should traverse variable terrain, particularly ridgelines and hill tops as well as water courses, and link other vegetated corridors where possible.

FOR LONG TERM VIABILITY retain a minimum of 5 hectares for shade areas, regardless of vegetation type. DO NOT apply Graslan on field crops, near desirable trees or shrubs or to areas into which their roots may extend or in locations where the chemical may be washed into contact with their roots as injury or death may occur.

DO NOT apply Graslan to land to be put under field crops within 5 years of application.

**Table 1: Hand Application (WA, NT only)**

See GENERAL INSTRUCTIONS – APPLICATION section for application method details.

SITUATION	WEEDS CONTROLLED	RATE g/m <sup>2</sup>	CRITICAL COMMENTS
Tea Tree regrowth and associated woody weeds on grazing land	Black Tea Tree	1.5	Estimate the area within 30 cm beyond the drip zone of each target weed or group of weeds and calculate the amount of Graslan to cover area to be treated.
	Broadleaf Tea Tree	1	
	Cocky Apple*	2	
	Paperbark Tea Tree, Poplar Gum	1.5	Distribute the required dose uniformly within this area.
	Swamp Box	2	
Other woody weeds on grazing land	African Boxthorn		Use the higher rate for heavy density regrowth and heavy clay soils.  * Some suppression of these species is provided by the rates given.
	Coolibah	1	
	Parkinsonia	1 to 1.5	
	Prickly Acacia, Rubbervine	1.5	
	Whitewood	1	
Giant Sensitive Tree on grazing land and other grasslands	Mimosa pigra	1	Apply after the onset of storms (to moisten soil, close soil cracks (where applicable) and freshen growth of Giant Sensitive Tree) and before wet season surface flooding. Repeat application may be required in year two for long term control. Some grass suppression may occur.

**Table 2: Hand Application (Qld only)**

See GENERAL INSTRUCTIONS – APPLICATION section for application method details.

SITUATION	WEEDS CONTROLLED	RATE g/m <sup>2</sup>	CRITICAL COMMENTS
Brigalow regrowth and associated problem woody weeds on grazing land	Belah	1.5	Estimate the area within 30 cm beyond the drip zone of each target weed or group of weeds and calculate the amount of Graslan to cover area to be treated.
	Brigalow, Currant Bush	1 to 1.5	
	Dawson Gum	1	Distribute the required dose uniformly within this area.
	False Sandalwood*	2	
	Holly Bush	1.5	
	Limebush, Poplar Box, Whitewood, Yellowwood	1	
Tea Tree regrowth and associated woody weeds on grazing land	Black Tea Tree	1.5	Use the higher rate for heavy density regrowth and heavy clay soils.
	Broadleaf Tea Tree	1	
	Cocky Apple*	2	* Some suppression of these species is provided by the rates given.
	Paperbark Tea Tree, Poplar Gum	1.5	
	Swamp Box	2	
Other woody weeds on grazing land	African Boxthorn	2	Use only for regrowth control, not clearing virgin bush.
	Silver Leaved Ironbark, Brown Box	1.5	
	Coolibah	1	
	Gidgee	0.5 to 1	
	Gum-topped Box	1.5	
	Groundsel Bush	1	
	Lantana*	2	
	Parkinsonia	1 to 1.5	
	Pink Bloodwood	1	
	Prickly Acacia, Rubbervine, Wild Rosemary	1.5	

**Table 3: Hand Application (NSW only)**

See GENERAL INSTRUCTIONS – APPLICATION section for application method details.

SITUATION	WEEDS CONTROLLED	RATE g/m <sup>2</sup>	CRITICAL COMMENTS
Brigalow regrowth and associated problem woody weeds on grazing land	Brigalow	1 to 1.5	Estimate the area within 30 cm beyond the drip zone of each target weed or group of weeds and calculate the amount of Graslan to cover area to be treated.
	Currant Bush	1.5	
	Holly Bush	1	Distribute the required dose uniformly within this area.
	Limebush	1	
	Whitewood	1	
	False Sandalwood*	2	
Other woody weeds on grazing land	African Boxthorn		Use the higher rate for heavy density regrowth and heavy clay soils.
	Blue Heliotrope <sup>#</sup>	0.5	* Some suppression of these species is provided by the rates given.
	Groundsel Bush	1	# DO NOT use within 30 m of trees.
	Lantana*	2	DO NOT apply to single continuous area greater than 0.5 hectares in size.
	Wild Rosemary	1.5	

**Table 4: Aerial and Ground Application**

See GENERAL INSTRUCTIONS – APPLICATION section for application method details.

SITUATION	WEEDS CONTROLLED	STATE	RATE kg/ha	CRITICAL COMMENTS
Brigalow regrowth and associated problem woody weeds on grazing land	Belah, Brigalow, Currant Bush, Dawson Gum, Limebush, Poplar Box, Scrub Boonaree, Whitewood, Wild Rosemary, Yellowwood	Qld only	7.5 to 15	For Brigalow areas, a guide to the recommended rates is 7.5 kg for lighter duplex soils, 10 kg for medium density regrowth on light clay soils, 12.5 kg and above for heavy density regrowth on heavy acidic clays.
	False Sandalwood		10 to 15	On False Sandalwood partial control and suppression only will be obtained at the specified rate.
Tea Tree regrowth and associated woody weeds on grazing land	Broadleaf Tea Tree, Paperbark Tea Tree		5 to 7.5	For Tea Tree use the highest rate if the area is prone to waterlogging. Excessive rainfall or waterlogging may reduce control.
	Cocky Apple*, Swamp Box		10	* For Cocky Apple partial control and suppression only will be given at the specified rate.
Other woody weeds on grazing land	Gidgee	Qld, NT only	5 to 10	Use the high rate on dense growth or heavy clay soils.
	Parkinsonia		10 to 15	
	Prickly Acacia			
	Polar Gum		7.5 to 10	
	Rubber Vine		7.5 to 15	
Eucalypt woodland management using Property Management Planning Principles	Poplar Box	Qld only	7.5 to 10	Use the higher rate on dense growth or heavier clay soils. To be used in accordance with any "Tree Clearing Guidelines" and 30% intact retention of species as per relevant Vegetation Management Act. Use only for re-growth control not clearing of virgin bush.
Giant Sensitive Tree on grazing land and other grasslands	Mimosa pigra	NT only	5 to 10	Apply after the onset of storms (to moisten soil, close soil cracks (where applicable) and freshen growth of giant sensitive tree) and before wet season surface flooding. Repeat application may be required in year two for long term control. Some grass suppression may occur.

**NOT TO BE USED FOR ANY PURPOSE, OR IN ANY MANNER, CONTRARY TO THIS LABEL UNLESS  
AUTHORISED UNDER APPROPRIATE LEGISLATION**

**FOR NATIVE VEGETATION**

Use of Graslan on native vegetation must be done in accordance with STATE and/or LOCAL legislation, including the Vegetation Management Act 2000 in Queensland.

**WITHHOLDING PERIOD: NOT REQUIRED WHEN USED AS DIRECTED.**

## GENERAL INSTRUCTIONS

Graslan may be applied at any time of the year. Treatments become effective after sufficient rainfall has occurred to move the chemical into the root zone where it is absorbed by woody plants. Applications just prior to seasonal rainfall give the most rapid response. Herbicidal activity will continue for several seasons after application. During this time woody plants may go through repeated defoliations and regrowths until death occurs. A single application is normally effective for several years. Forage grass production usually increases as woody weed competition is reduced. Increased grass production is also dependant on adequate rainfall and an acceptable grazing management programme.

It is important to allow grasses to seed and seedlings to become established after treatment before grazing pressure is increased. Areas treated with Graslan may be overseeded with suitable pasture species.

Consult your agricultural specialist for details on suitable seeding rates, timing and fertiliser application programme. The residual action of Graslan may be impaired if fire occurs before clay pellets are dissolved and the chemical has moved into the root zone.

## HAND APPLICATION

It is recommended that gloves be used during hand application. Apply Graslan by uniformly distributing by hand over the desired area after weighing out the recommended quantity of pellets. The best way to calibrate yourself is to weigh a normal handful of pellets. If, for example, a handful weighs 20 grams, then this will treat 20 to 40 m<sup>2</sup> at the rate of 0.5 to 1 g/m<sup>2</sup>.

**Dispenser Pack:** Apply Graslan by uniformly distributing by hand after dispensing a single dose (7 g) from the dispenser unit. Apply the pellets at 1 to 2 g per m<sup>2</sup>. One dose (7 g) will treat 7 to 3.5 m<sup>2</sup> at these rates.

## ADDITIONAL INSTRUCTIONS

When applying pellets, distribute them under the tree or regrowth canopy from the root crown or stems to 30 cm beyond the drip zone of the plants you want to control. The time required for complete plant death depends on soil type, amount of rainfall, root depth, plant species, plant density and rate of Graslan used. Some species may go through several defoliations from 6 months to 2 years before dying. Timber and regrowth control with Graslan pellets may be variable when used on soils with high clay content high organic matter or when treating deep rooted or more tolerant species.

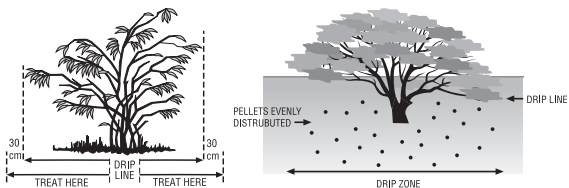
## TREATING INDIVIDUAL TREES BY HAND

Estimate the area within 30 cm beyond the drip zone, i.e. the area under the plant canopy. It is essential that this area is treated as evenly as possible with pellets being spread from the tree trunk to slightly beyond the drip line formed by the branches.

DO NOT throw all the pellets at the base of the tree trunk.

This will waste material and could result in poor control.

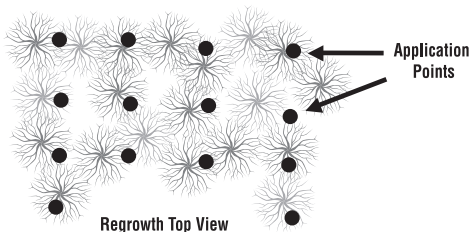
## Example



## TREATMENT OF CLUMPS OF TREES OR PATCHES OF REGROWTH BY HAND

Graslan pellets are particularly effective in treating areas of regrowth. Estimate the area within 30 cm beyond the drip zone and apply the Graslan pellets on a grid pattern to uniformly cover the area. Pellets should be applied over the top of regrowth if at all possible in an attempt to maintain a good distribution pattern.

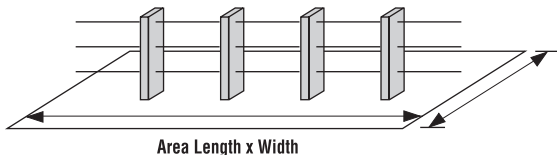
## Example



## TREATING FENCE LINES BY HAND

Estimate the area to be treated, along the fence line and then apply Graslan pellets on both sides of the fence line as evenly as possible within the area extending 30 cm out beyond drip zone.

## Example





## AERIAL AND GROUND APPLICATION

Apply Graslan by uniformly distributing with an approved aircraft or ground driven air equipment, after calibration to achieve the desired application rate.

### 1. Aerial Application

Aerial application of Graslan can be carried out by fixed wing aircraft or helicopter fitted with specially designed application apparatus. Use a Positive Metering Device (Meterate) for fixed wing aircraft and Isolair or similar precision equipment for helicopters. A minimum flying height of 20 metres above the canopy of the target plants must be maintained. The swath width is dependent on the type of spreader used. The target areas must be correctly marked out and flown with the aid of GPS (Global Positioning System) or markers clearly visible to the operator or a method of marking approved by FMC Australasia Pty Ltd.

### 2. Ground Application

Ground applications of Graslan can be carried out in suitable areas by accredited operators.

## CLEANING APPLICATION EQUIPMENT

Thoroughly clean all traces of Graslan from vessels holding pellets e.g. bucket and gloves after use. Residues cleaned from this application equipment should not be emptied on areas where they will contact roots of desirable trees, shrubs or plants.

## RESISTANT WEEDS WARNING

<b>GROUP</b>	<b>C</b>	<b>HERBICIDE</b>
--------------	----------	------------------

Graslan Herbicide is a member of the Ureas group of herbicides. The product has inhibitors of photo-synthesis at photosystem II mode of action. For weed resistance management, the product is a Group C herbicide. Some naturally-occurring weed biotypes resistant to the product and other Group C herbicides may exist through normal genetic variability in any weed population. The resistant individuals can eventually dominate the weed population if these herbicides are used repeatedly. These resistant weeds will not be controlled by this product or other Group C herbicides. Since the occurrence of resistant weeds is difficult to detect prior to use, FMC Australasia Pty Ltd accepts no liability for any losses that may result from the failure of this product to control resistant weeds. Strategies to minimise the risk of herbicide resistance are available. Contact your farm chemical supplier, consultant, local Department of Agriculture or local FMC representative.

## PROTECTION OF CROPS, NATIVE AND OTHER NON-TARGET PLANTS

DO NOT allow any roots of desirable plants, trees or ornamentals to contact Graslan. Graslan may cause temporary herbicidal symptoms to appear on perennial grasses, including buffel grass, particularly after extended dry periods. Higher rates of application of Graslan (2 g/m<sup>2</sup>) may kill grasses, particularly native annuals. This effect can be minimised by application when grasses are dormant (autumn application). Graslan may seriously injure desirable forage plants such as pasture legumes and other broadleaf plants. These species may regenerate in subsequent seasons.

## **PROTECTION OF LIVESTOCK**

Poisonous plants may become more palatable after application of granules and stock should be kept away from these plants until they have died down.

## **PROTECTION OF WILDLIFE, FISH, CRUSTACEANS AND ENVIRONMENT**

DO NOT contaminate streams, rivers or waterways with the granules or used containers.

## **STORAGE AND DISPOSAL**

Store in the closed original container in a dry, cool well-ventilated area out of direct sunlight. DO NOT store near food, feedstuffs, fertilisers or seed. DO NOT dispose of granules on-site. Shake bag contents into the application equipment until the bag is empty. DO NOT dispose of undiluted chemicals on-site. Puncture or shred and bury empty bags in a local authority landfill. If no landfill is available, bury the containers below 500 mm in a disposal pit specifically marked out and set up for this purpose clear of waterways, desirable vegetation and tree roots. Empty bags and product should not be burnt.

## **SAFETY DIRECTIONS**

Harmful if swallowed. Will irritate the eyes. Repeated exposure may cause allergic disorders. Avoid contact with eyes and skin. When opening the container and preparing the product and using the prepared product wear cotton overalls buttoned to the neck and wrist and a washable hat and elbow-length gloves. Wash hands after use. After each day's use wash gloves and contaminated clothing.

## **FIRST AID**

If poisoning occurs contact a doctor or Poisons Information Centre. Phone Australia 131126.

## **SAFETY DATA SHEET**

Additional information is listed in the Safety Data Sheet available from [www.fmccrop.com.au](http://www.fmccrop.com.au)

## **WARNING**

This product must be used, handled and stored strictly as directed in accordance with this label, packaging and other reference material ("Directions"). To the extent permitted by law FMC Australasia Pty Ltd and its related companies will have no liability for any injury, loss or damage arising from a failure to follow the Directions.

<sup>TM</sup>Graslan is a registered trademark of Nutrichem Company. Ltd.

APVMA number: 64267/109232

**Additional statements required by Globally Harmonised Systems for classification and labelling of chemicals (GHS) and Safe Work Australia: Harmful if swallowed. Causes eye irritation. Harmful if inhaled. Very toxic to aquatic life with long lasting effects.**

Avoid breathing dusts. Do not get in eyes, on skin, or on clothing. Wash contacted areas thoroughly after handling. Do not eat, drink or smoke when using this product. Use only outdoors or in a well ventilated area. Avoid release to the environment. Wear protective gloves, protective clothing and eye or face protection. Brush off loose particles from skin. IF SWALLOWED: Call a POISON CENTRE or doctor if you feel unwell. IF SWALLOWED: Rinse mouth. Do NOT induce vomiting. IF INHALED: Remove victim to fresh air and keep at rest in a position comfortable for breathing. IF IN EYES: Rinse cautiously with water for several minutes. Remove contact lenses, if present and easy to do. Continue rinsing. If eye irritation persists: Get medical advice. Collect spillage. In case of fire, use carbon dioxide, dry chemical, foam, water fog. Protect from sunlight. Dispose of contents and containers as specified on the registered label.



FMC Australasia Pty Ltd.  
A.B.N. 45 095 326 891  
Level 2, Building B 12 Julius Ave  
North Ryde NSW 2113  
Phone: 1800 066 355  
[www.fmccrop.com.au](http://www.fmccrop.com.au)

In a Transport  
Emergency Dial  
**000**  
Police or Fire  
Brigade

SPECIALIST ADVICE  
IN EMERGENCY ONLY  
**1800 033 111**  
ALL HOURS –  
AUSTRALIA WIDE

